


**Eastern  
Engineering Group**

3401 NW 82nd Avenue, Suite 370  
Miami, FL 33122

info@easterneg.com  
www.easterneg.com

TO THE BEST OF THE ENGINEERS' KNOWLEDGE, THE PLANS AND SPECIFICATIONS COMPLY WITH THE APPLICABLE MINIMUM BUILDING CODES FOR STRUCTURAL REQUIREMENTS AT THE TIME OF THEIR PREPARATION AS DETERMINED BY THE LOCAL AUTHORITIES IN ACCORDANCE WITH THE PROVISIONS OF THE LATEST EDITION OF THE FLORIDA BUILDING CODE.

**GONZALO PAZ, P.E. LIC No. PE60734**



THIS SEAL HAS BEEN ELECTRONICALLY SIGNED AND SEALED BY GONZALO A. PAZ, P.E. ON THE DATE INDICATED TO THE SEA.  
PRINTED COPIES OF THIS DOCUMENT ARE NOT CONSIDERED SIGNED AND SEALED AND THE SIGNATURE MUST BE REPRODUCED ON ANY ELECTRONIC COPIES.

**Shop Drawings Rev. 05  
Formative Linear Systems  
2080 SW 135TH Ave  
Miami, FL 33182  
Tel. 786.264.1044  
www.buildfls.com**





Project name:

General notes

1. All dimensions have to be verified by installer and reflecting the field conditions.
2. The laying temperature should be greater than 0 °C. Keep the material in stock at temperatures close to the installation temperature for at least 48 hours prior to installation.
3. Store the packages on a flat surface in order to provide a stable support on the whole surface, in a dry, clean area, protected from frost and from direct exposure from sunlight.
4. During handling the hands must wear clean gloves.
5. When removing the carton be careful to do not scratch or damage the Woodn.
6. Be careful to do not spot the material with oil and/or other substances. If it happens, it is advised to remove stains immediately, use the same procedure for scratches contained in the Woodn technical book and/or contact technical office for advise.
7. Profiles shall be handled with care in order to prevent damages.
8. Lift the profiles during displacement and do not slide them on top of each other.
9. Prevent the formation of dirt on profiles and between them. In particular, ensure that any mechanical processing carried out on other materials near Woodn products, do not determine the accumulation of chips or dust of any kind.

Notes for assembly:

1. For installation system refer always to the technical book.
2. In applying the profiles it is important to make FIXED POINT and FLOATING POINTS in order to allow the thermal expansion (see the technical book).
3. All the fixing to the main structure/foundations must be chosen and approved by a local engineer.
4. All the cutting tools have to be sharp.
5. It is advised to cut the panel/element on a regular and stable surface in order allow a precise cutting.
6. Keep the water and oil away from the material.

Submittal date: 11/18/2020  
 Review number: 05  
 Notes:


Drawings index	Description
A.00	Bill of Materials_Part 1
A.01	Bill of Materials_Part 2
A.02	Level 2 Amenities (A.1.4.02)
A.03	Level 2 Amenities Sections (A.1.4.02)
A.04	Sections Details (A.3.2.04)
A.05	Sections Details (A.3.2.04)
A.06	Sections Details
A.07	Sections Details
A.08	Sections Details
A.09	Sections Details
A.10	Sections Details
A.11	North Fence Plan & Details
A.12	North Fence Elevation
A.13	North Fence Elevation & Details
A.14	South Fence Elevation & Details
A.15	Typ. Trellis & Post Installation
A.16	Typ. Trellis Installation Plan

 Formative Linear Systems  
 2080 NW 135th Ave  
 Miami, FL 33182  
 Office: 786.264.1044  
 www.buildfls.com

Date:	Revision No:	Description:
07/10/2020	00	
07/20/2020	01	
07/22/2020	02	
08/04/2020	03	
09/17/2020	04	
11/18/2020	05	

 Eastern Engineering Group  
 3401 NW 82nd Avenue, Suite 370  
 Miami, FL 33122  
 info@eastermeg.com  
 www.eastermeg.com

TO THE BEST OF THE ENGINEERS' KNOWLEDGE, THE PLANS AND SPECIFICATIONS COMPLY WITH THE APPLICABLE MINIMUM BUILDING CODES FOR STRUCTURAL REQUIREMENTS AT THE TIME OF THEIR PREPARATION AS DETERMINED BY THE LOCAL AUTHORITIES IN ACCORDANCE WITH THE PROVISIONS OF THE LATEST EDITION OF THE FLORIDA BUILDING CODE.



GONZALO PAZ, P.E. LIC No. PE60734

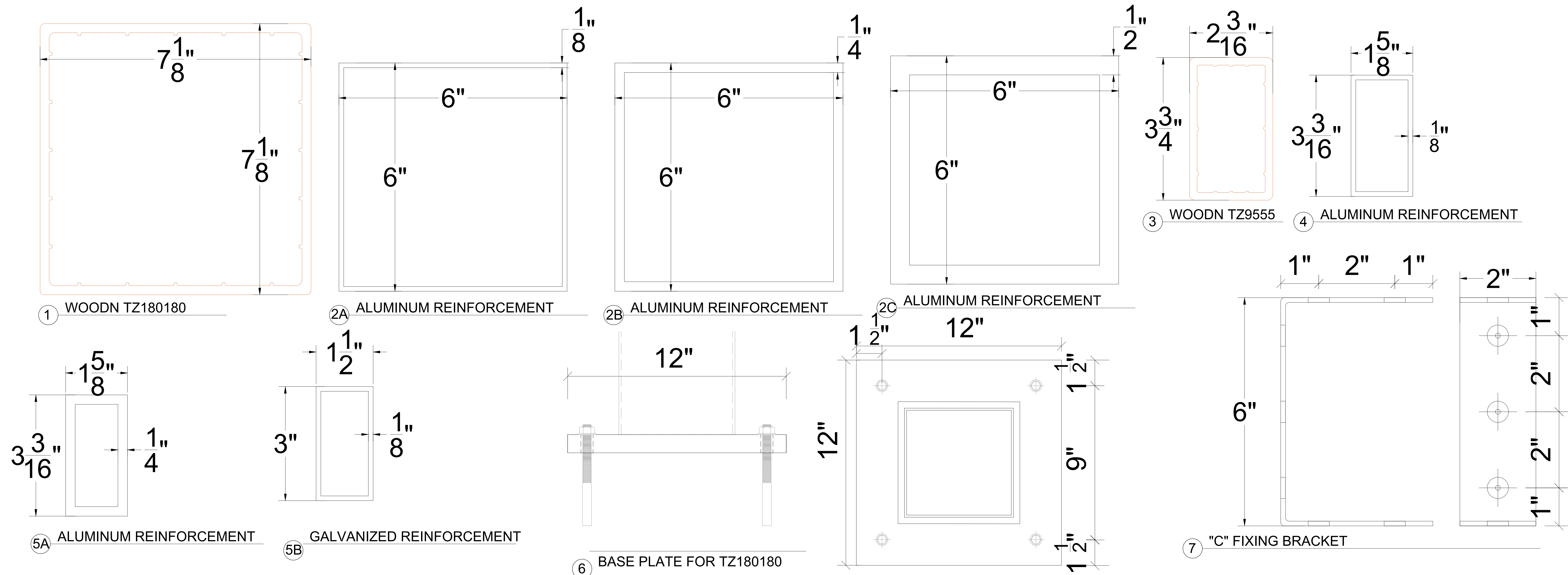
Prepared By: JM

AS SHOWN SCALE      SCHEDULE SHEET SCHEDULE



**BILL OF MATERIALS:**

COMPONENT #	DESCRIPTION	DIMENSION	MATERIAL	MANUFACTURER	NOTES
①	WOODN TZ180180	7"1/8 x 7"1/8	WOODN	FLS (WOODN IND. s.r.l.)	WOODN POST. COLOR TBD.
②A	ALUMINUM REINFORCEMENT	6" x 6" x 1/8"	ALUMINUM (ALLOY 6061-T6)	FLS (WOODN IND. s.r.l.)	HORIZONTAL BEAM
②B	ALUMINUM REINFORCEMENT	6" x 6" x 1/4"	ALUMINUM (ALLOY 6061-T6)	FLS	VERTICAL POST TO BE WELDED TO ⑥
②C	ALUMINUM REINFORCEMENT	6" x 6" x 1/2"	ALUMINUM (ALLOY 6061-T6)	FLS	VERTICAL POST FOR FENCE
③	WOODN TZ9555	3"3/4 x 2"3/16	WOODN	FLS (WOODN IND. s.r.l.)	WOODN TRELIS. COLOR TBD.
④	ALUMINUM REINFORCEMENT	3"3/16 x 1"5/8 x 1/8"	ALUMINUM (ALLOY 6060-T6)	FLS (WOODN IND. s.r.l.)	FB MIN.15KSI, FV MIN.5KSI, SPAN 14FT
⑤A	ALUMINUM REINFORCEMENT	3"3/16 x 1"5/8 x 3/32"	ALUMINUM (ALLOY 6060-T6)	FLS (WOODN IND. s.r.l.)	REINFORCEMENT FOR ③
⑤B	GALVANIZED REINFORCEMENT	3"3/16 x 1"5/8 x 3/32"	ALUMINUM (ALLOY 6060-T6)	FLS (WOODN IND. s.r.l.)	REINFORCEMENT FOR ③
⑥	BASE PLATE FOR TZ180180	COLUMN WITH FENCE 12"X12"X1 COLUMN WITHOUT FENCE 12"X12"X 5/8"	ALUM. ALLOY 6061-T6 / 6005-T5	FLS (FLC)	SUPPORT FOR ① & ②
⑦	SNUG FIT "C" FIXING BRACKET	6"x2"x3/8" (BEAM TO BEAM) 6"x2"x1/4" (BEAM TO COLUMN)	ALUM. ALLOY 6061-T6 / 6005-T5	FLS (FLC)	SUPPORT FOR ①



**FLS**  
DESIGN IN FORMATION  
Aesthetic Architectural Finishes

Formative Linear Systems  
2080 NW 135th Ave  
Miami, FL 33182  
Office: 786.264.1044  
www.buildfls.com

Date:	Revision No:	Description:
07/10/2020	00	
07/20/2020	01	
07/22/2020	02	
08/04/2020	03	
09/17/2020	04	
11/18/2020	05	

**Eastern Engineering Group**  
3401 NW 82nd Avenue, Suite 370  
Miami, FL 33122  
info@eastermeg.com  
www.eastermeg.com

TO THE BEST OF THE ENGINEERS' KNOWLEDGE, THE PLANS AND SPECIFICATIONS COMPLY WITH THE APPLICABLE MINIMUM BUILDING CODES FOR STRUCTURAL REQUIREMENTS AT THE TIME OF THEIR PREPARATION AS DETERMINED BY THE LOCAL AUTHORITIES IN ACCORDANCE WITH THE PROVISIONS OF THE LATEST EDITION OF THE FLORIDA BUILDING CODE.

**GONZALO A. PAZ, P.E.**  
LICENSE  
No. 60734  
Nov 30, 2020

THIS SEAL HAS BEEN DIGITALLY SIGNED AND SEALED BY GONZALO A. PAZ, P.E. ON THE DATE ADJACENT TO THE SEAL.

PRINTED COPIES OF THIS DOCUMENT ARE NOT CONSIDERED VALID UNLESS THEY HAVE THE SIGNATURE AND SEAL OF THE ENGINEER.

☐ GONZALO PAZ, P.E. LIC No. PE60734

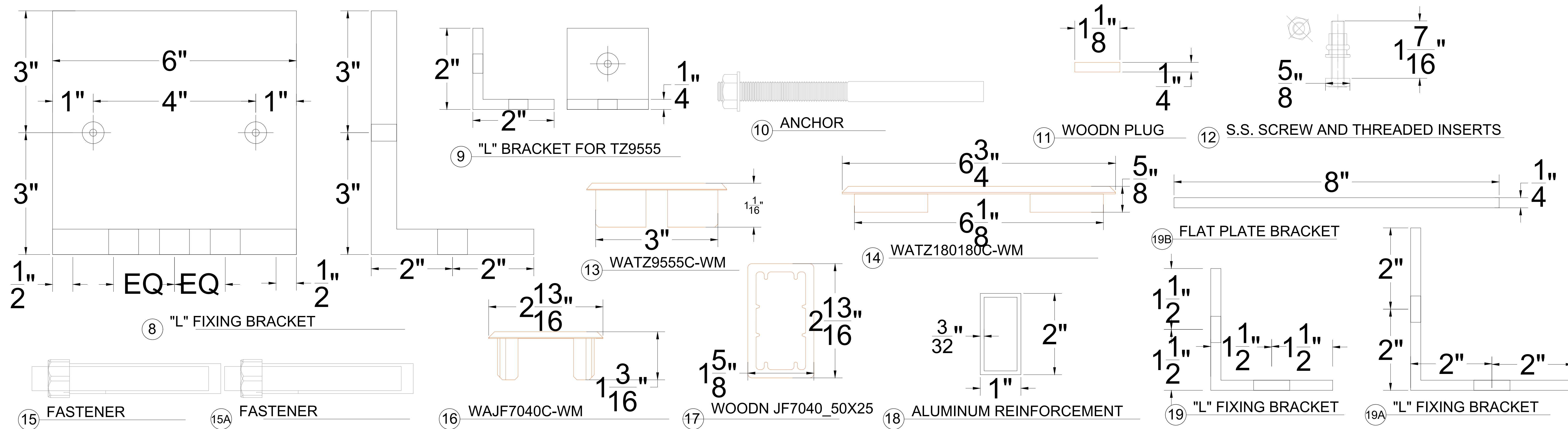
Prepared By: JM

AS SHOWN SCALE A.00 SHEET 00



**BILL OF MATERIALS:**

COMPONENT #	DESCRIPTION	DIMENSION	MATERIAL	MANUFACTURER	NOTES
⑧	"L" FIXING BRACKET	ANGLE 6"x4"x5/8"- 6" LENGTH	ALUM. ALLOY 6061-T6 / 6005-T5	FLS (FLC)	BRACKET FOR ①
⑨	"L" BRACKET FOR TZ9555	ANGLE 2"x2"x1/4"	ALUM. ALLOY 6061-T6 / 6005-T5	FLS (FLC)	FOR FIXING ③ TO ①
⑩	ANCHOR	HILT-Z-R SS316 5/8" DIAM. WITH 6"MIN. EMBEDMENT INTO CONCRETE	HILT-Z-R S.S. AISI 316	FLS (FLC)	FOR FIXING ⑥ TO FLOOR
⑪	WOODN PLUG	3/4" DIAM.	WOODN	FLS (FLC)	PLUG FABRICATED ON SITE
⑫	S.S. SCREW AND THREADED INSERTS	M8x40-A2-912 RINVUT 5/16-18 OR 1/4"-14x2" 410 SS TEKS	S.S. AISI 304 A2	FLS (FLC)	FOR FIXING ⑦ TO ①
⑬	WATZ9555C-WM	SEE COMPONENT	WOODN	FLS (WOODN IND. s.r.l.)	CAP FOR ③
⑭	WATZ180180C-WM	SEE COMPONENT	WOODN	FLS (WOODN IND. s.r.l.)	CAP FOR ①
⑮	FASTENERS	HILTY (2) 1/2" DIAM. KWIK BOLT 3SS WITH 3.5" MIN EMBEDMENT INTO CONCRETE, AND @ 6" FROM END WALL	S.S. AISI 304 HILTY	FLS (FLC)	FOR FIXING ① & ⑥ TO STRUCTURE
⑮A	FASTENERS	5/8"KWIK BOLT 3 SS @36" O.C WITH WASHER AND NUT AND 4" EMBEDMENT	S.S. AISI 304 HILTY	FLS (FLC)	FOR FIXING ① & ⑥ TO STRUCTURE
⑯	WAJF7040_50X25C-WM	SEE COMPONENT	WOODN	FLS (WOODN IND. s.r.l.)	CAP FOR ⑰
⑰	WOODN JF7040_50X25	2"13/16 x 1"5/8	WOODN	FLS (WOODN IND. s.r.l.)	FOR FENCE
⑱	ALUMINUM REINFORCEMENT	2" x 1" x 3/32"	ALUMINUM (ALLOY 6060-T6)	FLS (WOODN IND. s.r.l.)	FENCE REINFORCEMENT
⑲	"L" FIXING BRACKET	CONTINUOUS ANGLE 3x3x1/4"	ALUM. ALLOY 6061-T6 / 6005-T5	FLS (FLC)	BRACKET FOR FENCE
⑲A	"L" FIXING BRACKET	CONTINUOUS ANGLE 4x4x1/4"	ALUM. ALLOY 6061-T6 / 6005-T5	FLS (FLC)	BRACKET FOR FENCE
⑲B	FLAT PLATE BRACKET	CONTINUOUS 8x1/4"	ALUM. ALLOY 6061-T6 / 6005-T5	FLS (FLC)	BRACKET FOR FENCE

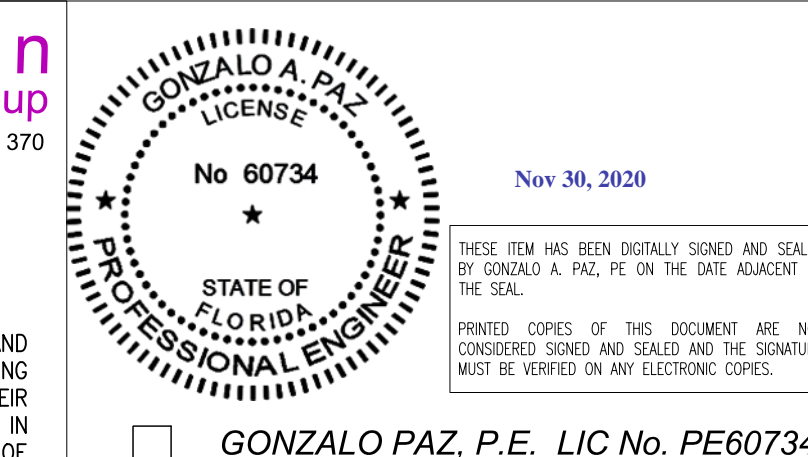


Formative Linear Systems  
2080 NW 135th Ave  
Miami, FL 33182  
Office: 786.264.1044  
www.buildfls.com

Date:	Revision No:	Description:
07/10/2020	00	
07/20/2020	01	
07/22/2020	02	
08/04/2020	03	
09/17/2020	04	
11/18/2020	05	



Eastern Engineering Group  
3401 NW 82nd Avenue, Suite 370  
Miami, FL 33122  
info@easterneng.com  
www.easterneng.com

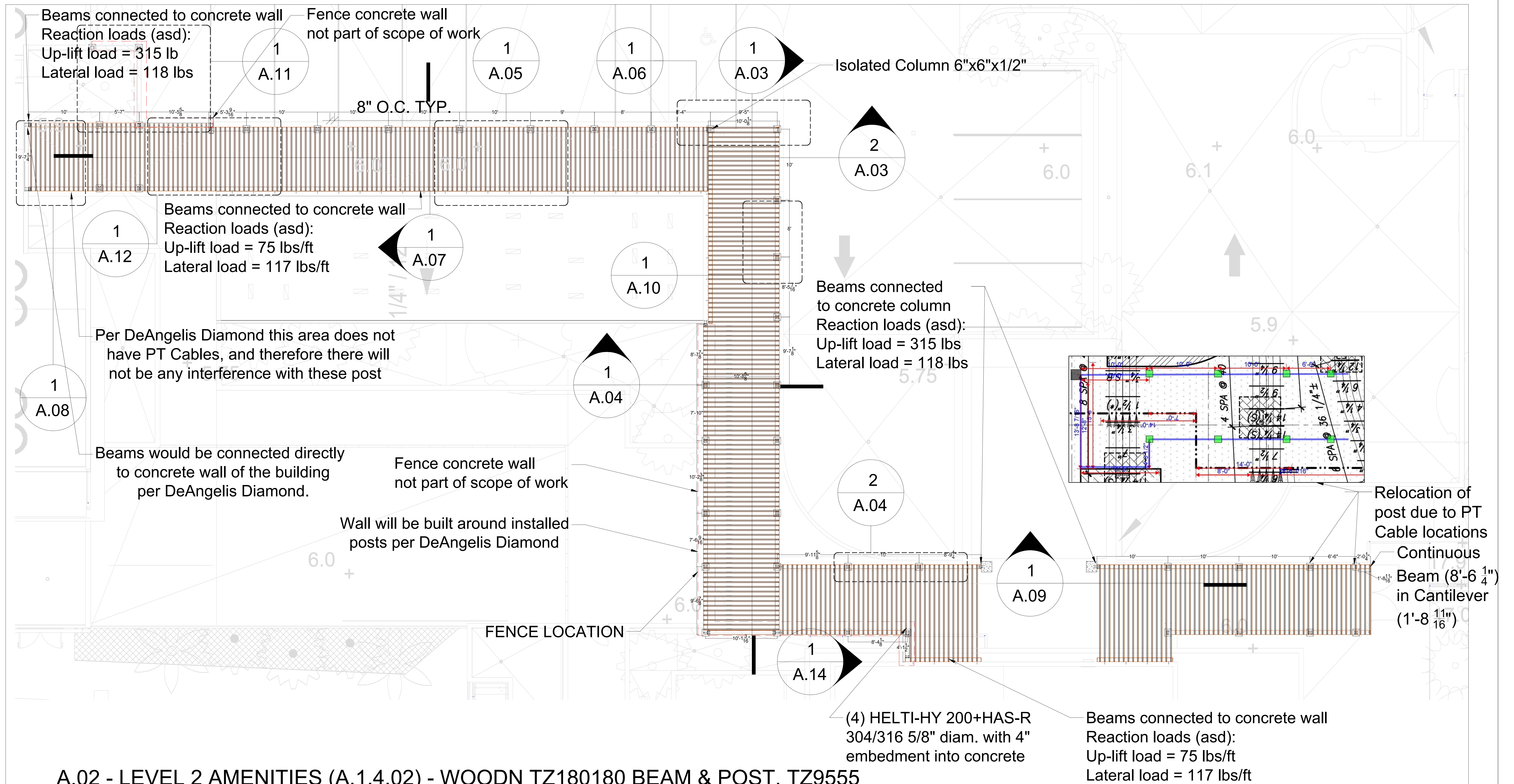


TO THE BEST OF THE ENGINEER'S KNOWLEDGE, THE PLANS AND SPECIFICATIONS COMPLY WITH THE APPLICABLE MINIMUM BUILDING CODES FOR STRUCTURAL REQUIREMENTS AT THE TIME OF THEIR PREPARATION AS DETERMINED BY THE LOCAL AUTHORITIES IN ACCORDANCE WITH THE PROVISIONS OF THE LATEST EDITION OF THE FLORIDA BUILDING CODE.

Prepared By: JM




AS SHOWN SCALE A.01 SHEET 01



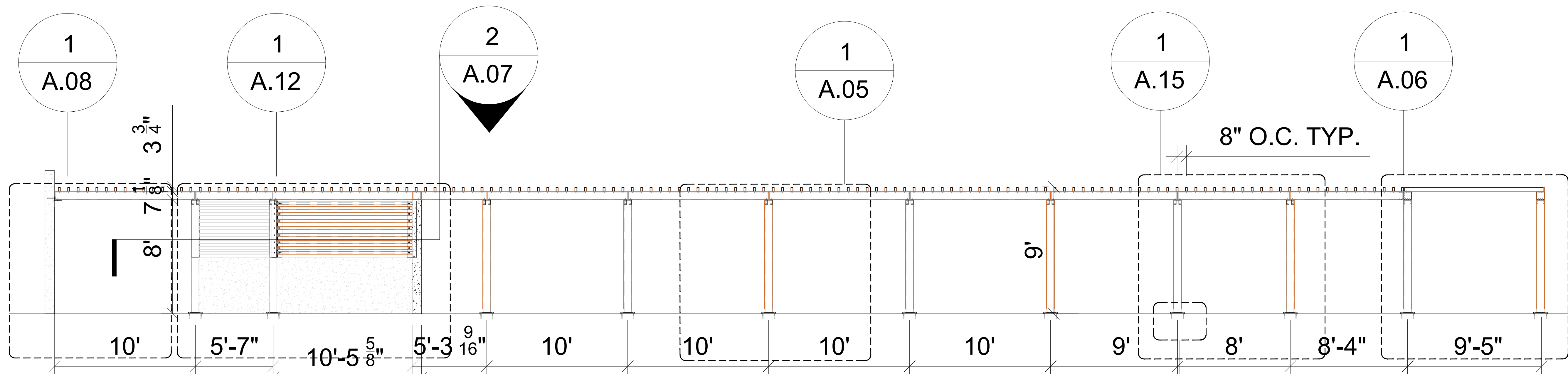


**A.02 - LEVEL 2 AMENITIES (A.1.4.02) - WOODN TZ180180 BEAM & POST, TZ9555**

Scale: 3/16" = 1' 0"

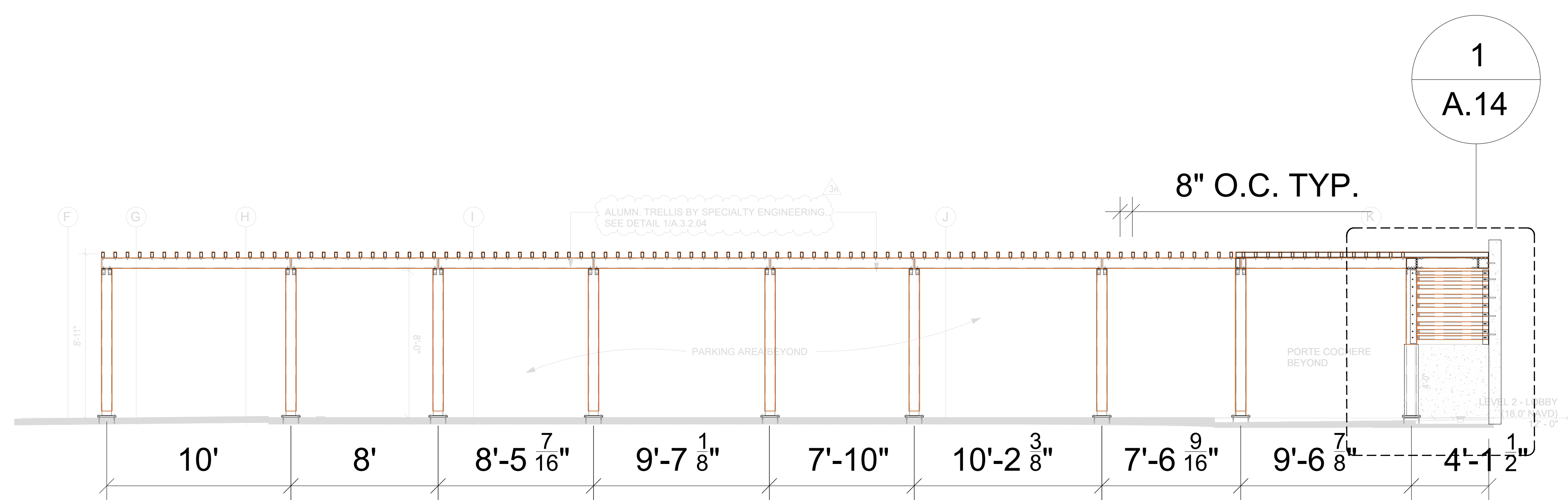
 <p>Formative Linear Systems 2080 NW 135th Ave Miami, FL 33182 Office: 786.264.1044 www.buildfls.com</p>	Date:	Revision No:	Description:	 <p><b>Eastern Engineering Group</b> 3401 NW 82nd Avenue, Suite 370 Miami, FL 33122 info@eastermeg.com www.eastermeg.com</p>	 <p>Nov 30, 2020 THESE PLANS HAVE BEEN DIGITALLY SIGNED AND SEALED BY GONZALO A. PAZ, P.E. ON THE DATE ADJACENT TO THE SEAL. PRINTED COPIES OF THIS DOCUMENT ARE NOT CONSIDERED VALID UNLESS THE SIGNATURE MUST BE VERIFIED ON ANY ELECTRONIC COPIES. GONZALO PAZ, P.E. LIC No. PE60734</p>	Prepared By: JM	
	07/10/2020	00				AS SHOWN	A.02
	07/20/2020	01				SCALE	SHEET 02
	07/22/2020	02					
	08/04/2020	03					
	09/17/2020	04					
11/18/2020	05						





**1. TRELLIS LEVEL 2\_SECTION**

Scale: 1/4" = 1' 0"



**2. TRELLIS LEVEL 2\_SECTION**

Scale: 1/4" = 1' 0"

**A.03 - LEVEL 2 AMENITIES SECTIONS (A.1.4.02) - WOODN TZ180180 BEAM & POST, TZ9555, JF7040\_50X25**

Scale: As Indicated

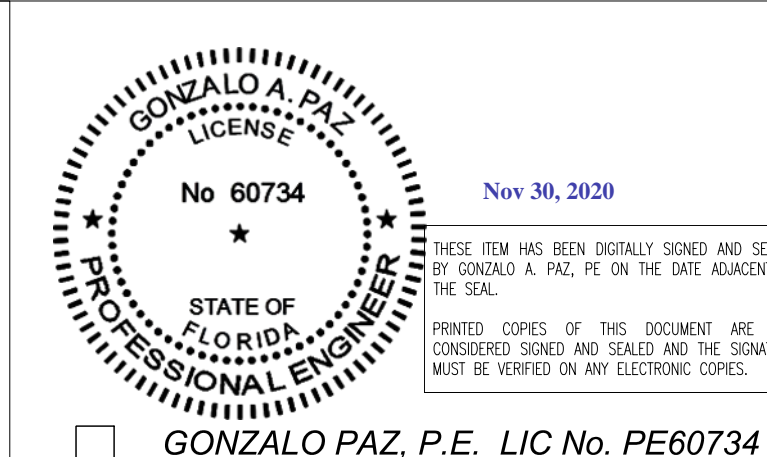


Formative Linear Systems  
2080 NW 135th Ave  
Miami, FL 33182  
Office: 786.264.1044  
www.buildfls.com

Date:	Revision No:	Description:
07/10/2020	00	
07/20/2020	01	
07/22/2020	02	
08/04/2020	03	
09/17/2020	04	
11/18/2020	05	

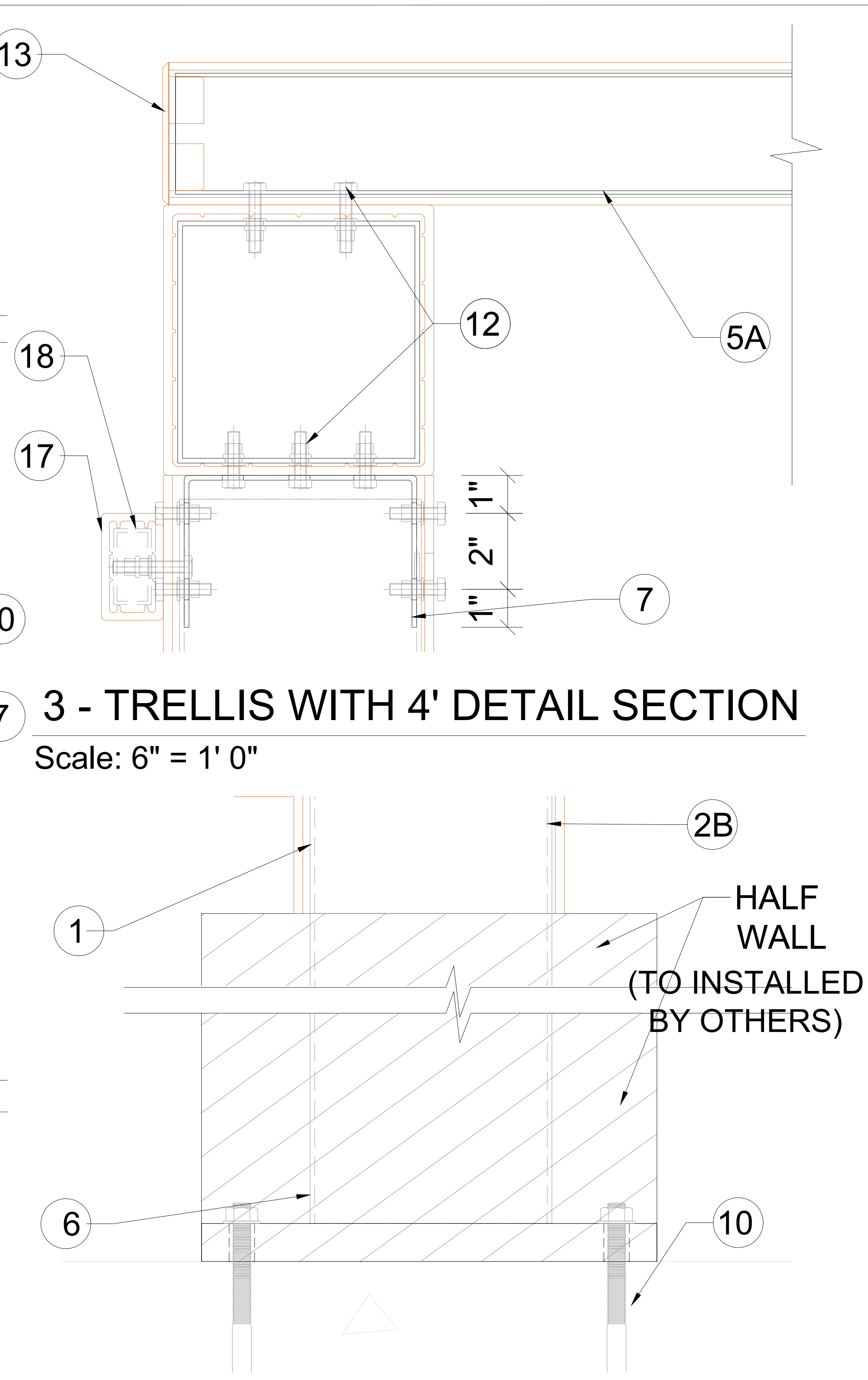
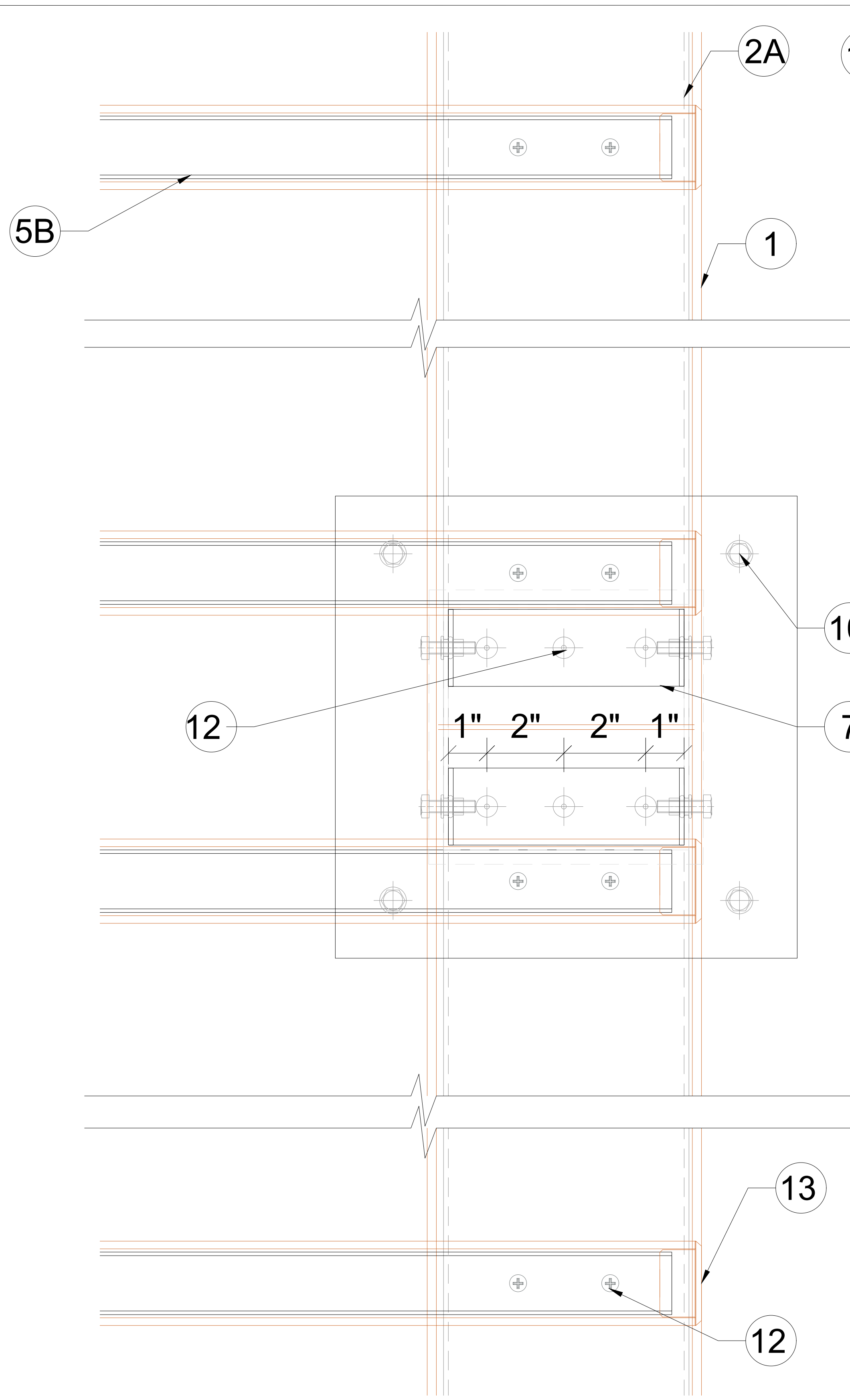
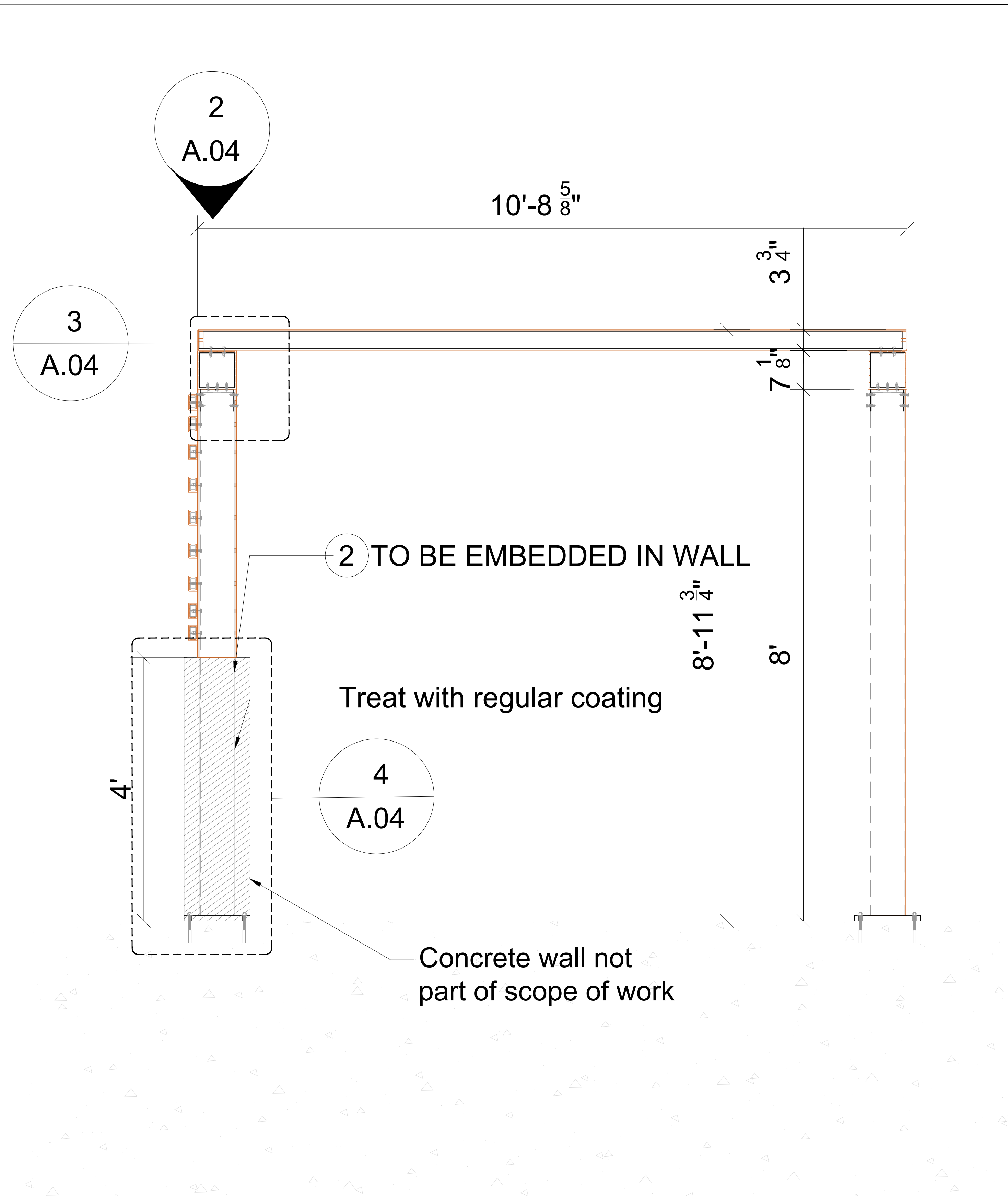


TO THE BEST OF THE ENGINEERS' KNOWLEDGE, THE PLANS AND SPECIFICATIONS COMPLY WITH THE APPLICABLE MINIMUM BUILDING CODES FOR STRUCTURAL REQUIREMENTS AT THE TIME OF THEIR PREPARATION AS DETERMINED BY THE LOCAL AUTHORITIES IN ACCORDANCE WITH THE PROVISIONS OF THE LATEST EDITION OF THE FLORIDA BUILDING CODE.



Prepared By: JM

AS SHOWN SCALE A.03 SHEET 03



1 - TRELLIS WITH 4' WALL SECTION

Scale: 1" = 1' 0"

2 - TRELLIS WITH 4' DETAIL PLAN


Scale: 6" = 1' 0"

4 - TRELLIS WITH 4' DETAIL SECTION

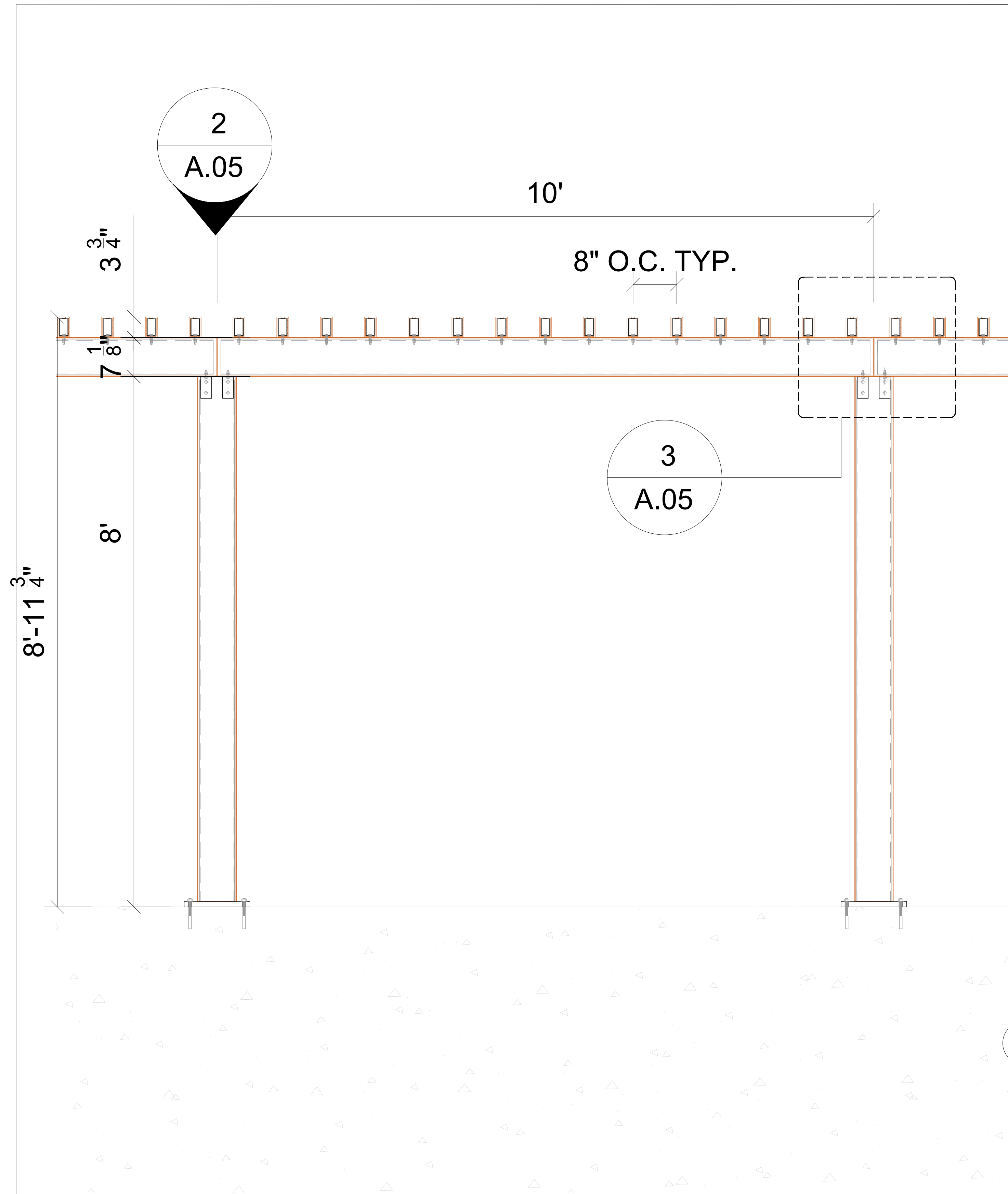
Scale: 6" = 1' 0"

A.04 - SECTIONS DETAILS (A.3.2.04) - WOODN TZ180180 BEAM & POST, TZ9555, JF7040\_50X25

Scale: As Indicated

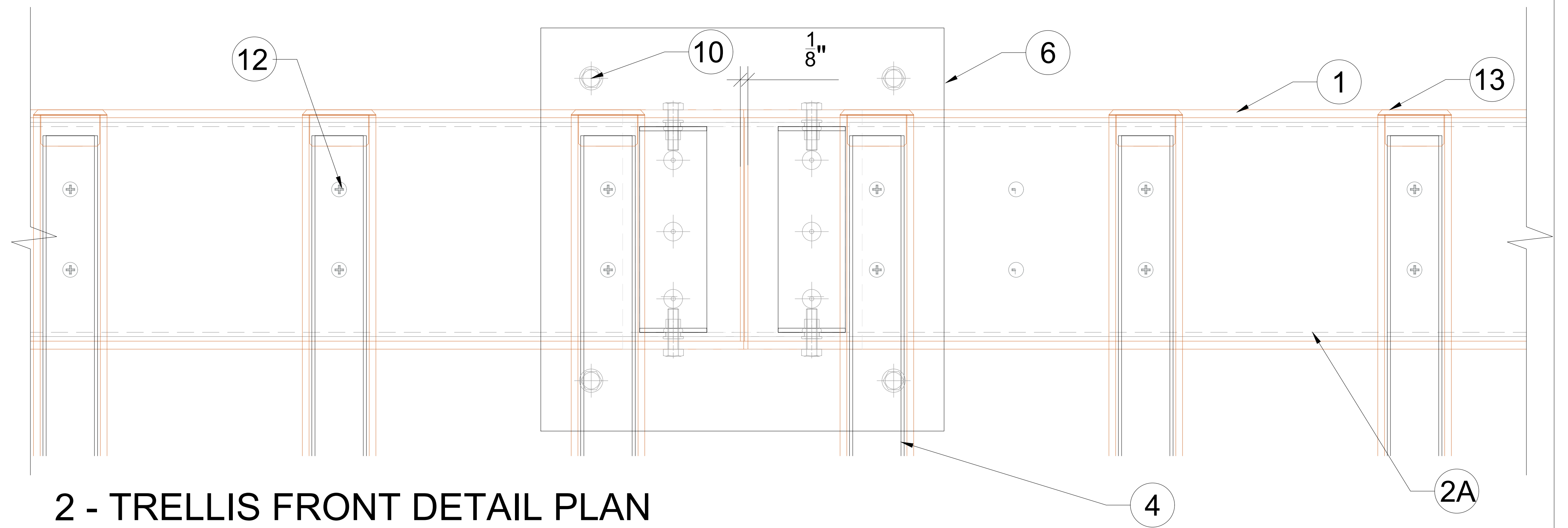
 <p>Formative Linear Systems 2080 NW 135th Ave Miami, FL 33182 Office: 786.264.1044 www.buildfls.com</p>	Date:	Revision No:	Description:	 <p>Eastern Engineering Group 3401 NW 82nd Avenue, Suite 370 Miami, FL 33122 info@easterneg.com www.easterneg.com</p>	 <p>Nov 30, 2020</p> <p>THESE PLANS HAVE BEEN DIGITALLY SIGNED AND SEALED BY GONZALO A. PAZ, P.E. ON THE DATE INDICATED TO THE SEAL.</p> <p>PRINTED COPIES OF THIS DOCUMENT ARE NOT CONSIDERED SIGNED AND SEALED AND THE SIGNATURE MUST BE VERIFIED ON ANY ELECTRONIC COPIES.</p> <p><input type="checkbox"/> GONZALO PAZ, P.E. LIC No. PE60734</p>	<p>Prepared By: JM</p>
	07/10/2020	00				
	07/20/2020	01				
	07/22/2020	02				
	08/04/2020	03				
	09/17/2020	04				
11/18/2020	05					
					<p>AS SHOWN SCALE</p>	<p>A.04 SHEET 04</p>





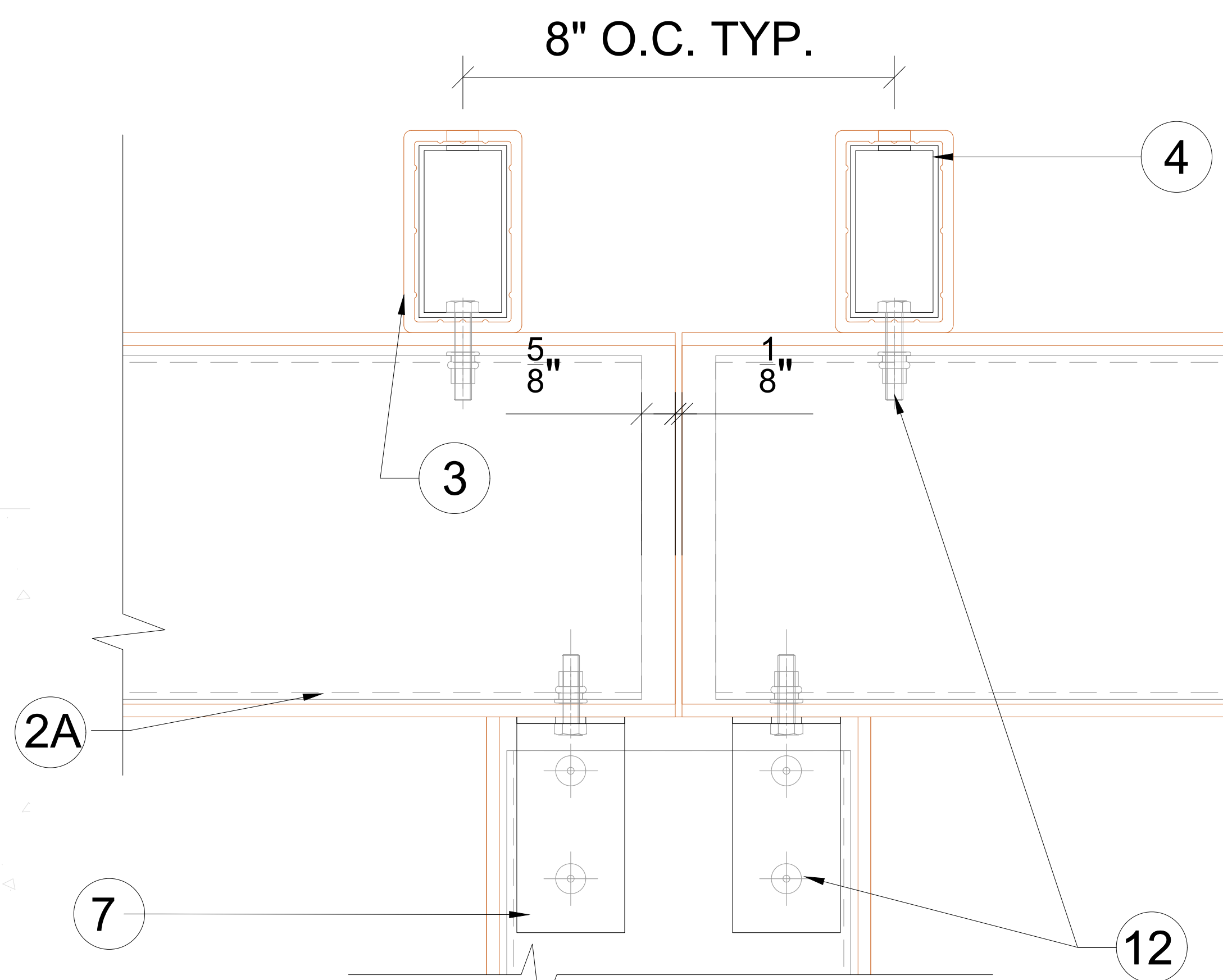
1 - TRELLIS DETAIL SECTION

Scale: 1" = 1' 0"



2 - TRELLIS FRONT DETAIL PLAN

Scale: 6" = 1' 0"



3 - TRELLIS DETAIL SECTION

Scale: 6" = 1' 0"

A.05 - SECTIONS DETAILS (A.3.2.04) - WOODN TZ180180 BEAM & POST, TZ9555

Scale: As Indicated

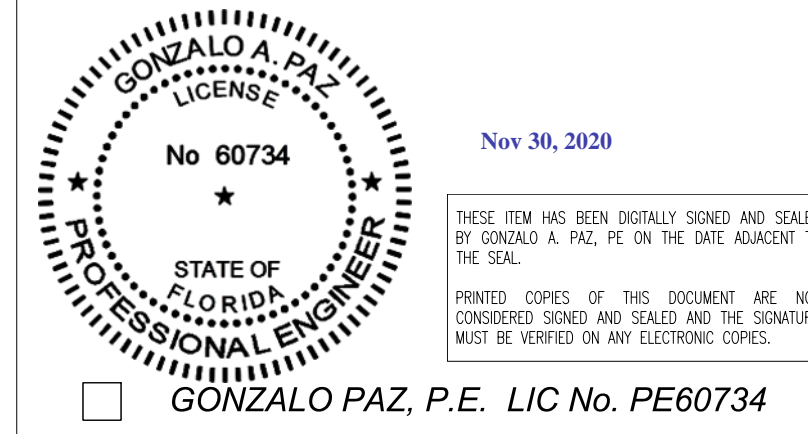


Formative Linear Systems  
2080 NW 135th Ave  
Miami, FL 33182  
Office: 786.264.1044  
www.buildfls.com

Date:	Revision No:	Description:
07/10/2020	00	
07/20/2020	01	
07/22/2020	02	
08/04/2020	03	
09/17/2020	04	
11/18/2020	05	



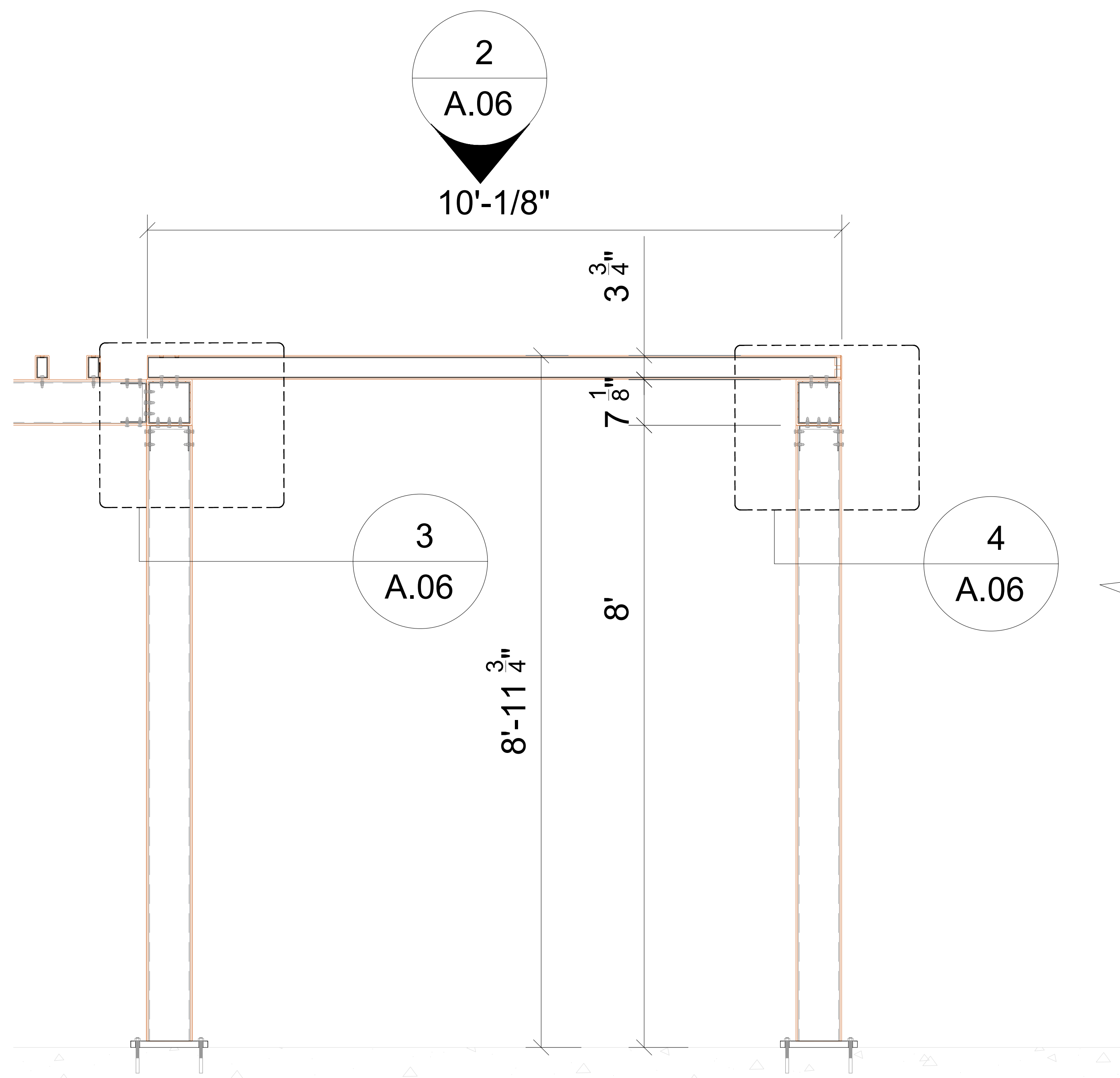
TO THE BEST OF THE ENGINEERS' KNOWLEDGE, THE PLANS AND SPECIFICATIONS COMPLY WITH THE APPLICABLE MINIMUM BUILDING CODES FOR STRUCTURAL REQUIREMENTS AT THE TIME OF THEIR PREPARATION AS DETERMINED BY THE LOCAL AUTHORITIES IN ACCORDANCE WITH THE PROVISIONS OF THE LATEST EDITION OF THE FLORIDA BUILDING CODE.



Prepared By: JM

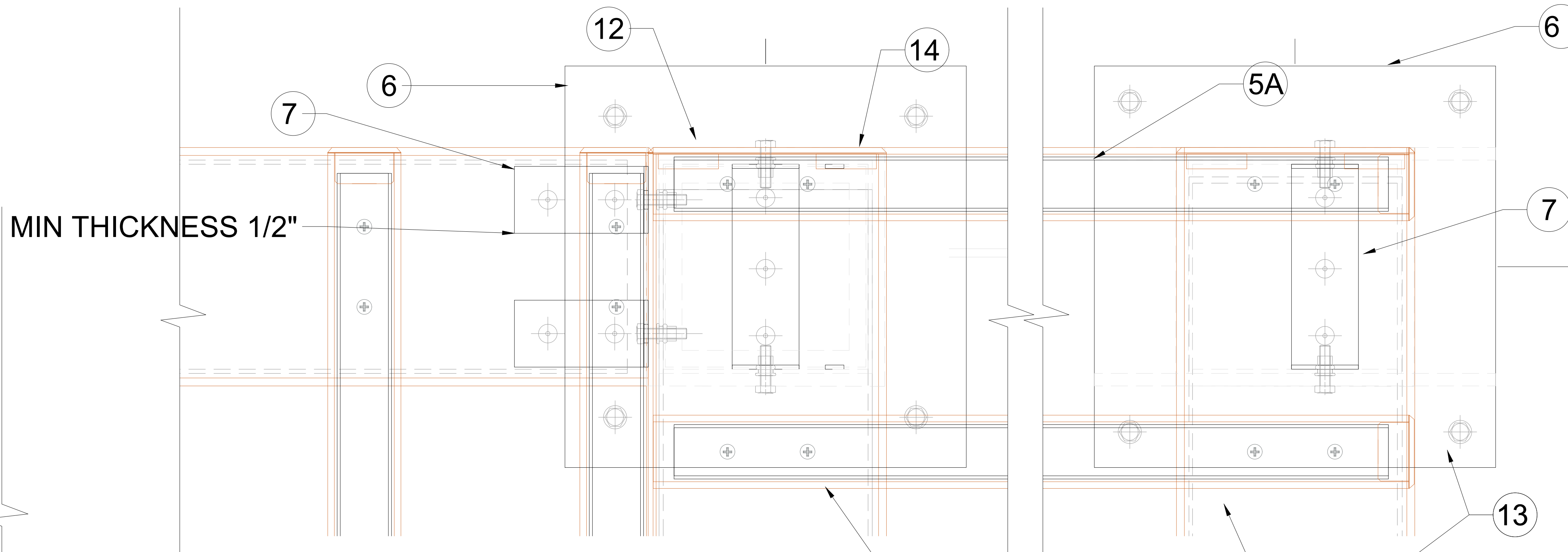
AS SHOWN SCALE A.05 SHEET 05





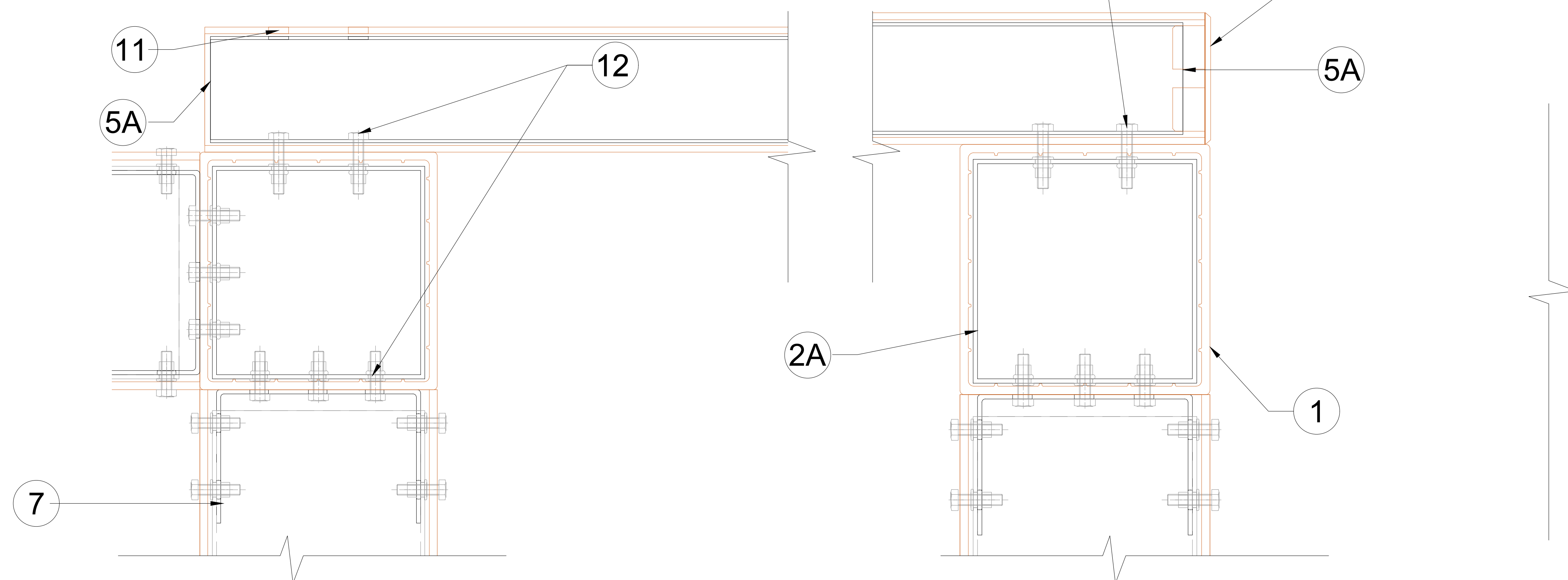
1 - TRELLIS DETAIL SECTION

Scale: 1" = 1' 0"



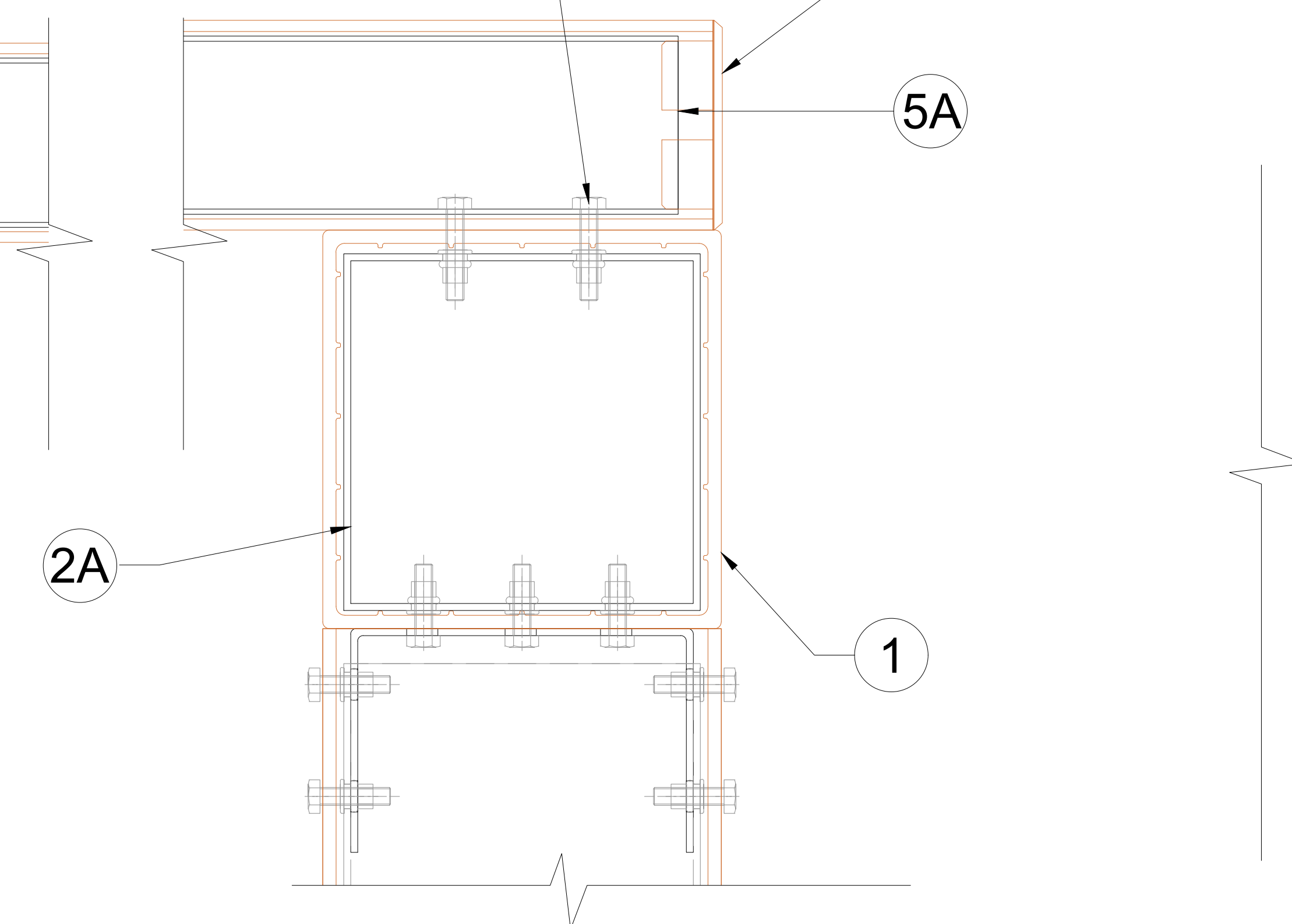
2 - TRELLIS TO POST DETAIL PLAN

Scale: 6" = 1' 0"



3 - TRELLIS DETAIL SECTION

Scale: 6" = 1' 0"



4 - TRELLIS DETAIL SECTION

Scale: 6" = 1' 0"

A.06 - SECTIONS DETAILS - WOODN TZ180180 BEAM & POST, TZ9555

Scale: As Indicated



Formative Linear Systems  
2080 NW 135th Ave  
Miami, FL 33182  
Office: 786.264.1044  
www.buildfls.com

Date:	Revision No:	Description:
07/10/2020	00	
07/20/2020	01	
07/22/2020	02	
08/04/2020	03	
09/17/2020	04	
11/18/2020	05	

**Eastern Engineering Group**  
3401 NW 82nd Avenue, Suite 370  
Miami, FL 33122  
info@easterneg.com  
www.easterneg.com

TO THE BEST OF THE ENGINEER'S KNOWLEDGE, THE PLANS AND SPECIFICATIONS COMPLY WITH THE APPLICABLE MINIMUM BUILDING CODES FOR STRUCTURAL REQUIREMENTS AT THE TIME OF THEIR PREPARATION AS DETERMINED BY THE LOCAL AUTHORITIES IN ACCORDANCE WITH THE PROVISIONS OF THE LATEST EDITION OF THE FLORIDA BUILDING CODE.

**GONZALO PAZ, P.E.**  
LICENSE  
No 60734  
Nov 30, 2020

THIS ITEM HAS BEEN DIGITALLY SIGNED AND SEALED BY GONZALO A. PAZ, P.E. ON THE DATE ADJACENT TO THE SEAL.

PRINTED COPIES OF THIS DOCUMENT ARE NOT CONSIDERED SIGNED AND SEALED AND THE SIGNATURE MUST BE VERIFIED ON ANY ELECTRONIC COPIES.

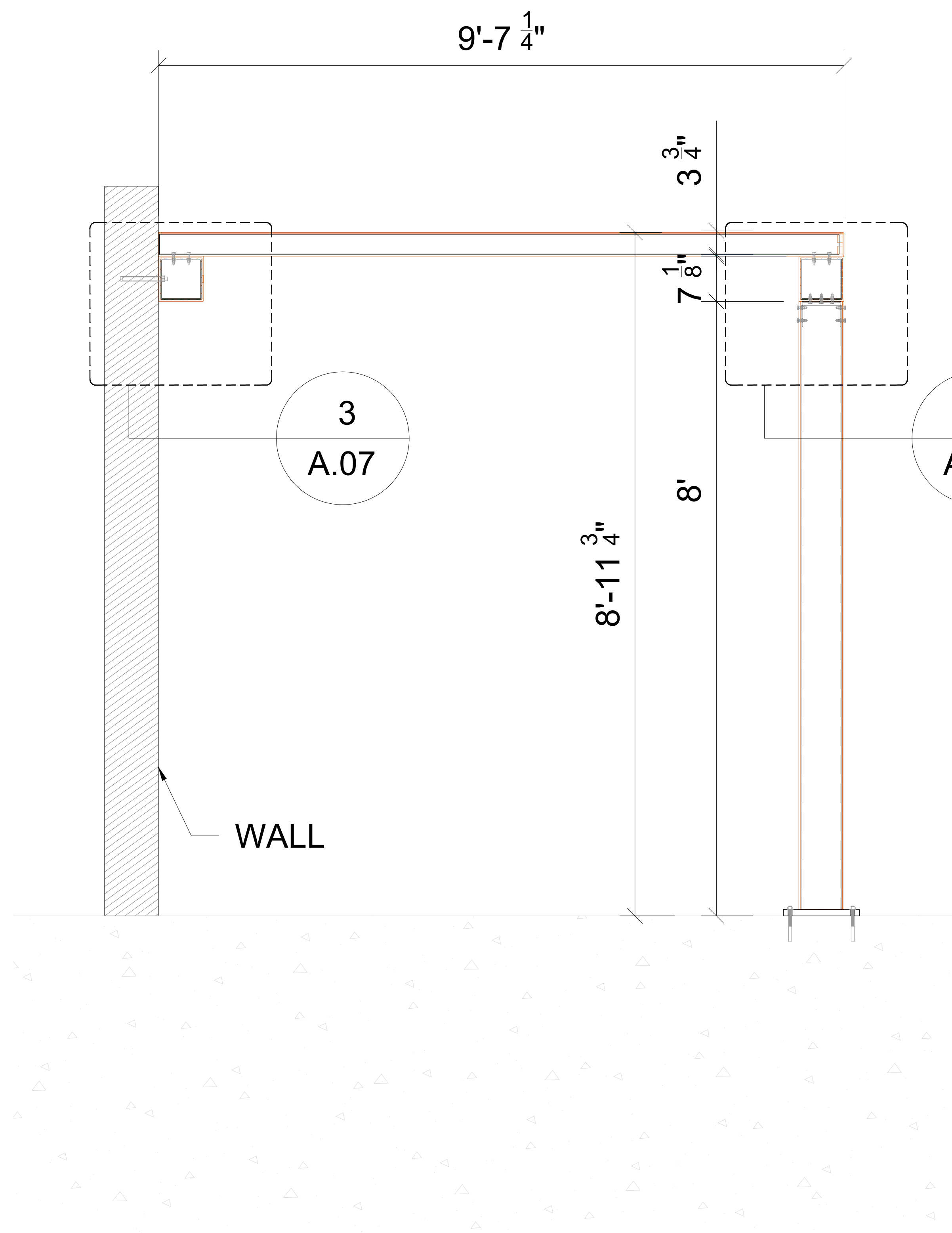
GONZALO PAZ, P.E. LIC No. PE60734

Prepared By: JM

AS SHOWN SCALE A.06 SHEET 06

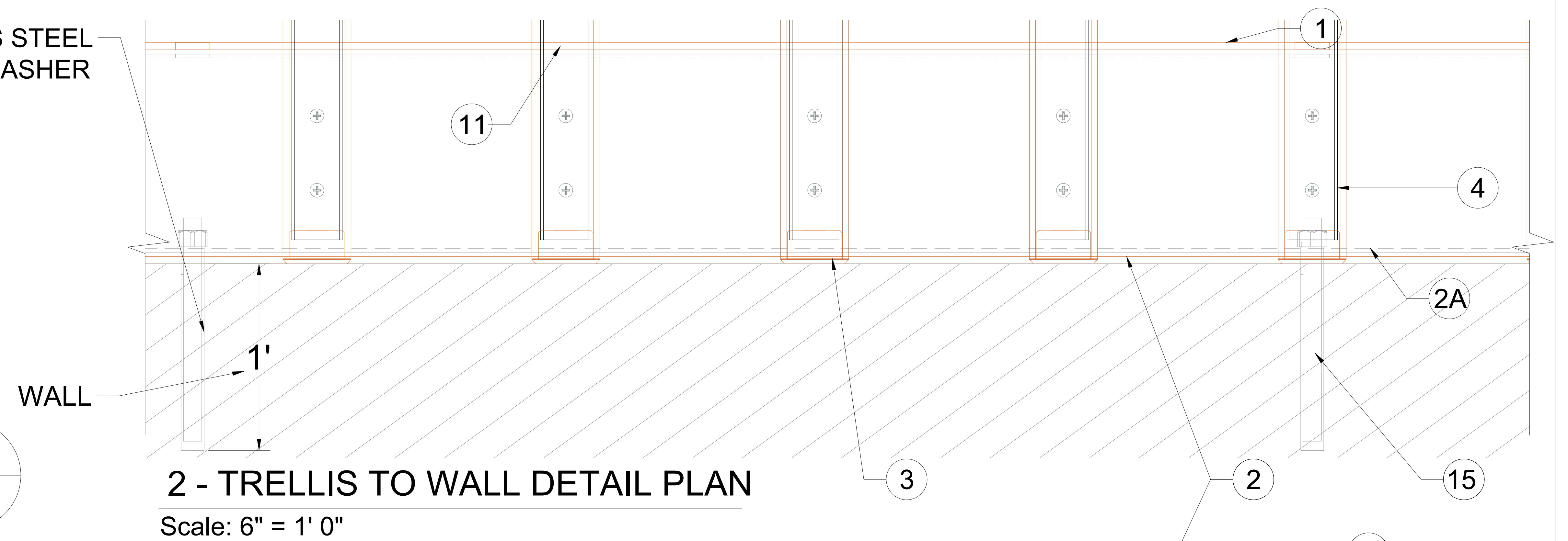


5/8 DIAM. KWIK BOLT 3 STAINLESS STEEL  
@ 36 INCHES ON CENTER WITH WASHER  
AND NUT. 6" MIN. EMBEDMENT.



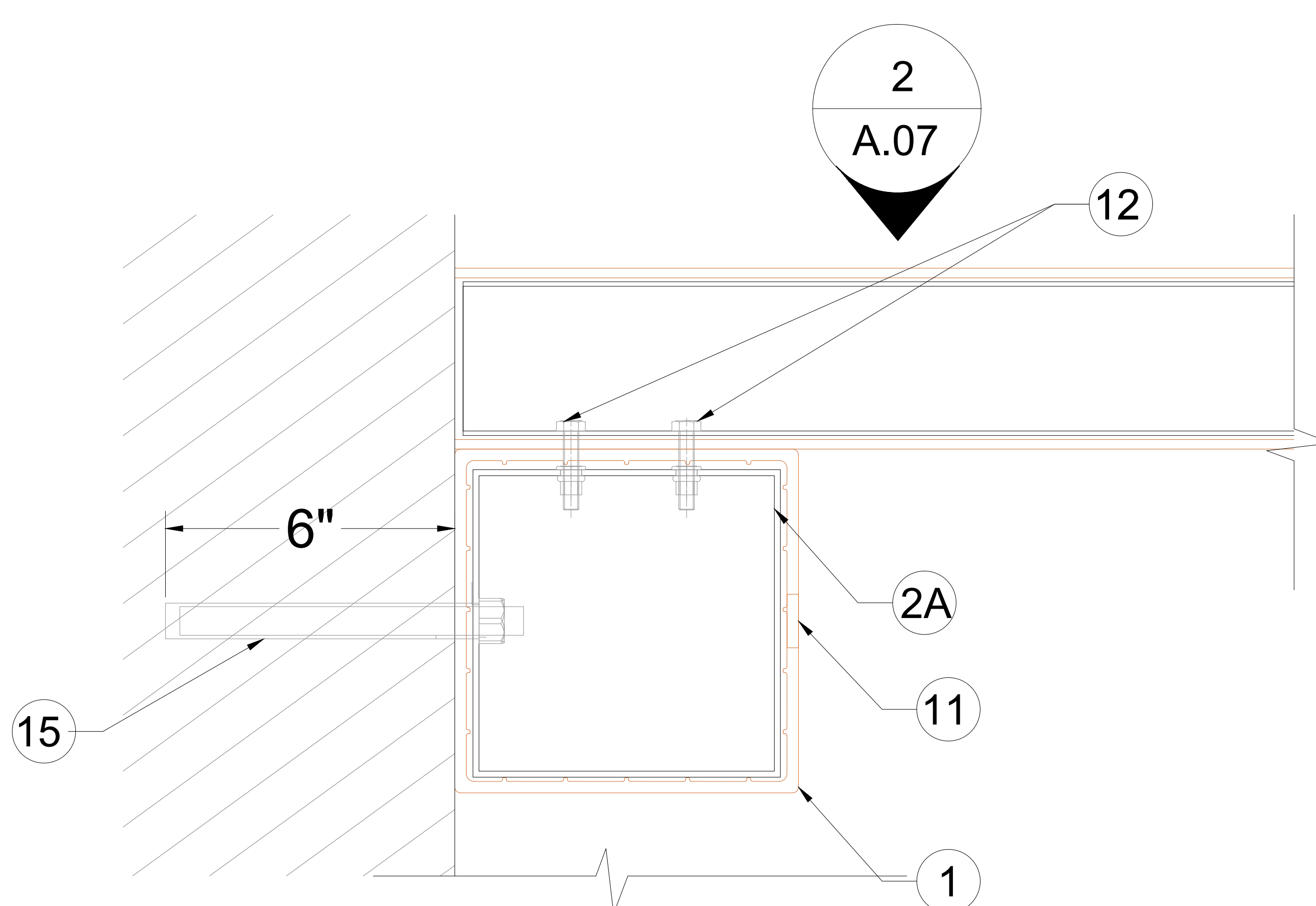
1 - TRELLIS TO FULL WALL

Scale: 1" = 1' 0"



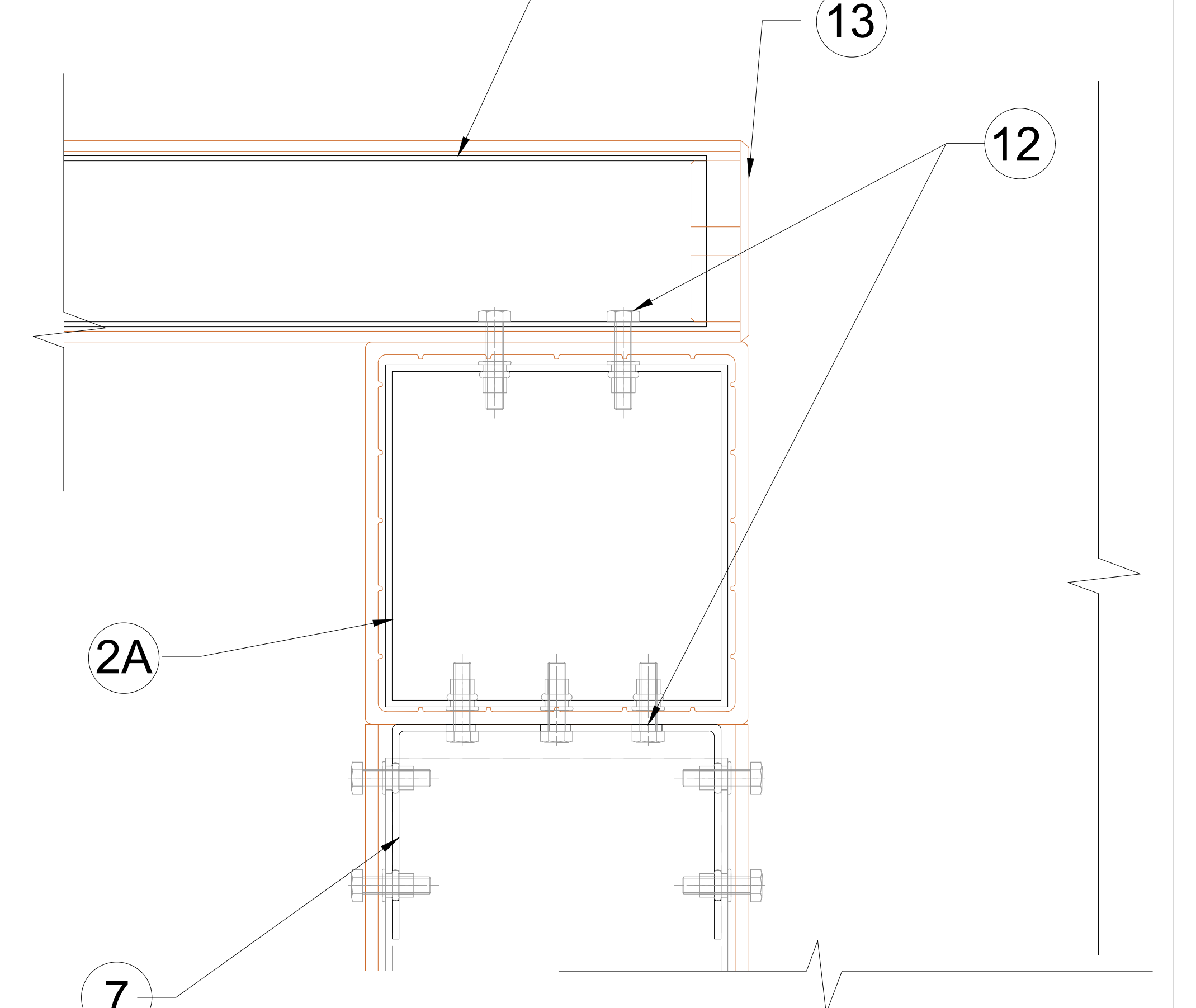
2 - TRELLIS TO WALL DETAIL PLAN

Scale: 6" = 1' 0"



3 - TRELLIS DETAIL SECTION

Scale: 6" = 1' 0"



4 - BEAM TO WALL SECTION

Scale: 6" = 1' 0"

A.07 - SECTIONS DETAILS - WOODN TZ180180 BEAM & POST, TZ9555

Scale: As Indicated



Formative Linear Systems  
2080 NW 135th Ave  
Miami, FL 33182  
Office: 786.264.1044  
www.buildfls.com

Date:	Revision No:	Description:
07/10/2020	00	
07/20/2020	01	
07/22/2020	02	
08/04/2020	03	
09/17/2020	04	
11/18/2020	05	

**Eastern Engineering Group**  
3401 NW 82nd Avenue, Suite 370  
Miami, FL 33122  
info@easterneg.com  
www.easterneg.com

TO THE BEST OF THE ENGINEER'S KNOWLEDGE, THE PLANS AND SPECIFICATIONS COMPLY WITH THE APPLICABLE MINIMUM BUILDING CODES FOR STRUCTURAL REQUIREMENTS AT THE TIME OF THEIR PREPARATION AS DETERMINED BY THE LOCAL AUTHORITIES IN ACCORDANCE WITH THE PROVISIONS OF THE LATEST EDITION OF THE FLORIDA BUILDING CODE.

**GONZALO A. PAZ**  
LICENSE  
No. 60734  
Nov 30, 2020

STATE OF FLORIDA  
PROFESSIONAL ENGINEER

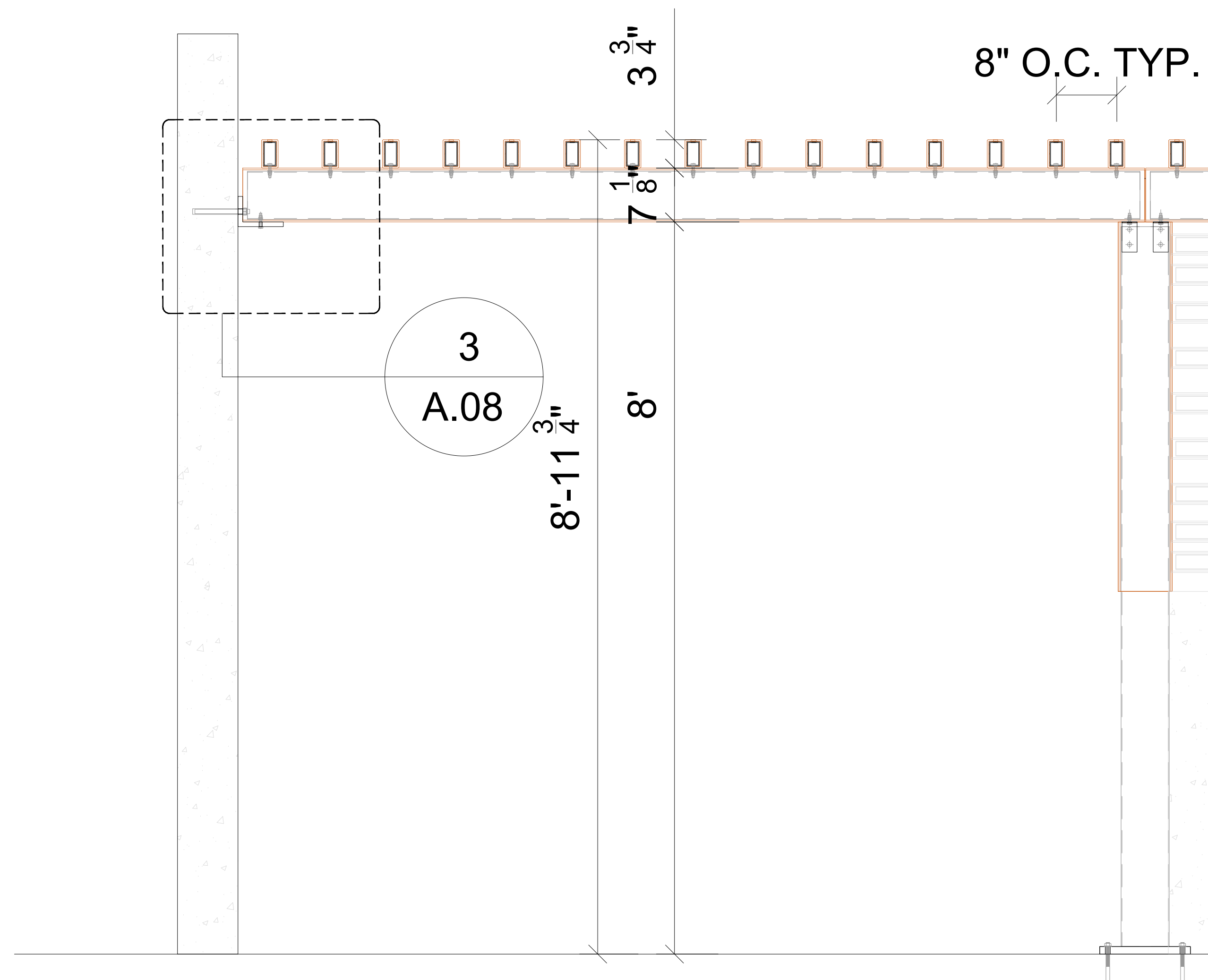
THESE PLANS HAVE BEEN DIGITALLY SIGNED AND SEALED BY GONZALO A. PAZ, P.E. ON THE DATE INDICATED TO THE SEAL.  
PRINTED COPIES OF THIS DOCUMENT ARE NOT CONSIDERED SIGNED AND SEALED AND THE SIGNATURE MUST BE VERIFIED ON ANY ELECTRONIC COPIES.

GONZALO PAZ, P.E. LIC No. PE60734

Prepared By: JM

AS SHOWN SCALE A.07 SHEET 07



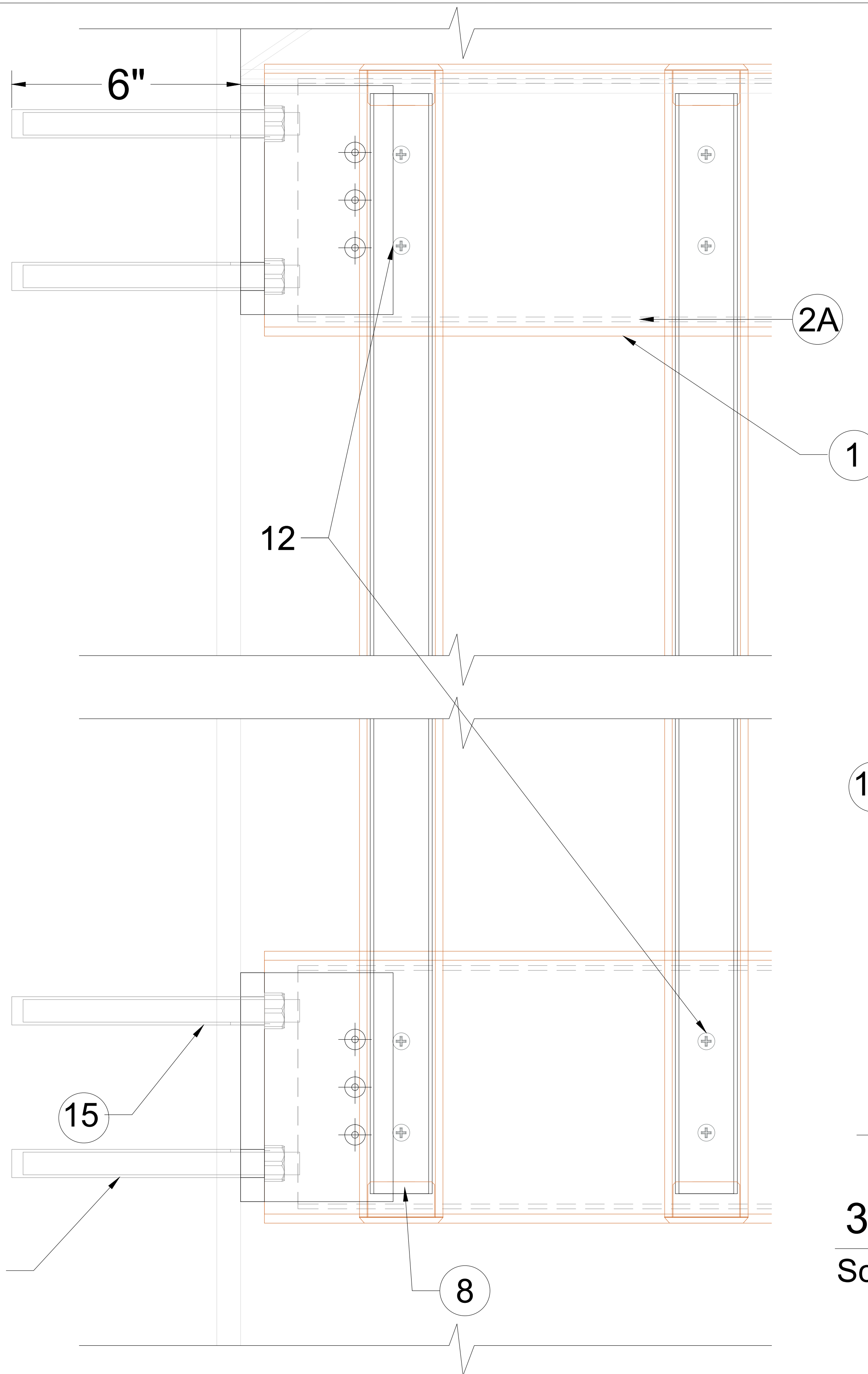


3  
A.08

5/8 DIAM. KWIK BOLT 3 STAINLESS STEEL  
@ 36 INCHES ON CENTER WITH WASHER  
AND NUT. 4" MIN. EMBEDMENT.

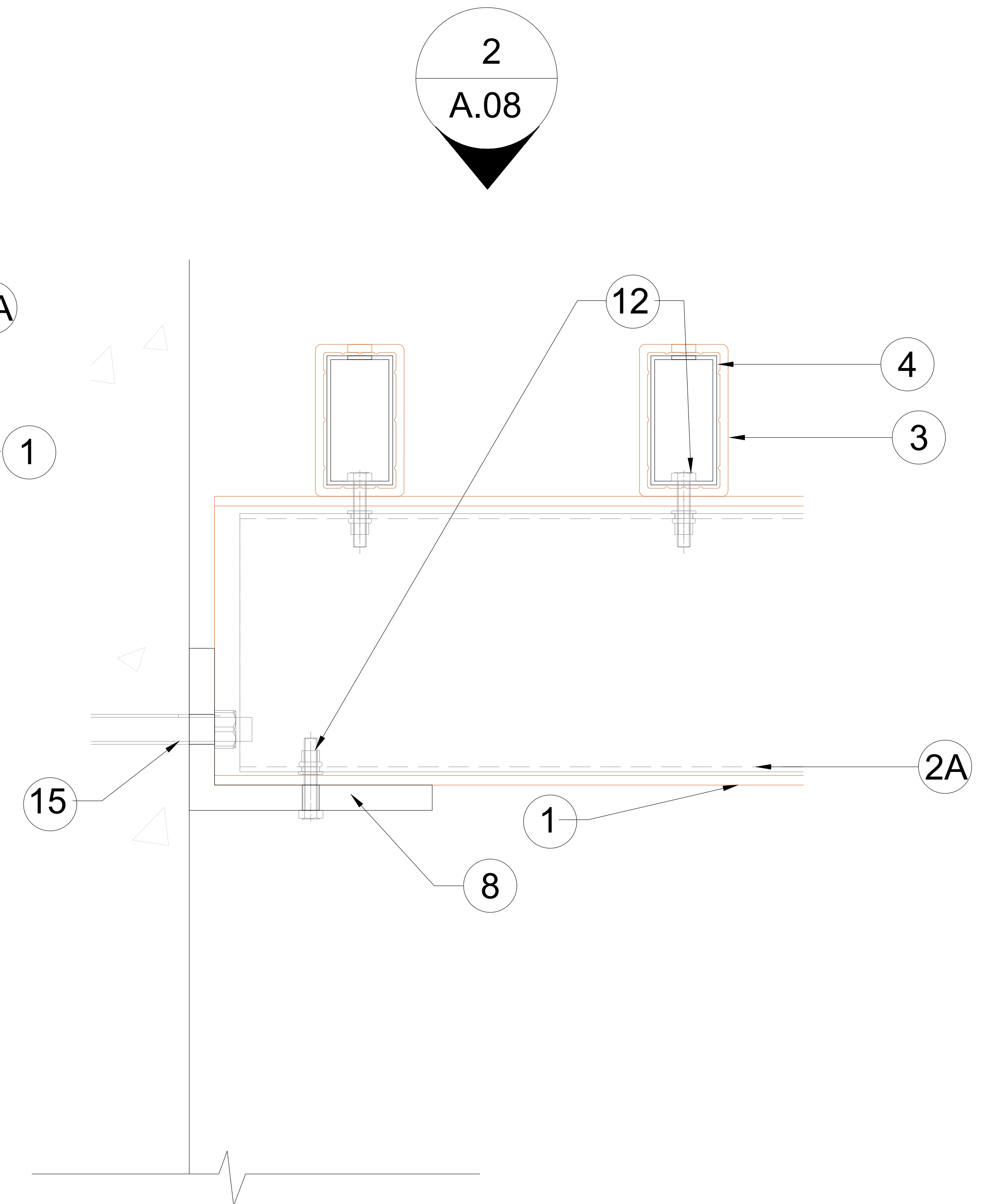
1 - TRELLIS TO FULL WALL

Scale: 1" = 1' 0"



2 - TRELLIS BEAM TO WALL DETAIL PLAN

Scale: 6" = 1' 0"



2  
A.08

3 - TRELLIS BEAM TO WALL DETAIL SECTION

Scale: 6" = 1' 0"

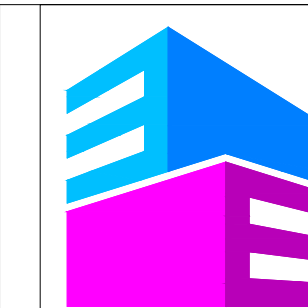
A.08 - SECTIONS DETAILS - WOODN TZ180180 BEAM & POST, TZ9555

Scale: As Indicated



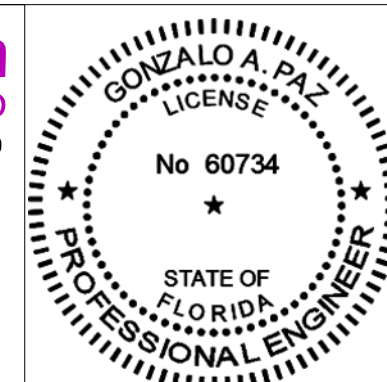
Formative Linear Systems  
2080 NW 135th Ave  
Miami, FL 33182  
Office: 786.264.1044  
www.buildfls.com

Date:	Revision No:	Description:
07/10/2020	00	
07/20/2020	01	
07/22/2020	02	
08/04/2020	03	
09/17/2020	04	
11/18/2020	05	



Eastern  
Engineering Group  
3401 NW 82nd Avenue, Suite 370  
Miami, FL 33122  
info@easterneg.com  
www.easterneg.com

TO THE BEST OF THE ENGINEERS' KNOWLEDGE, THE PLANS AND SPECIFICATIONS COMPLY WITH THE APPLICABLE MINIMUM BUILDING CODES FOR STRUCTURAL REQUIREMENTS AT THE TIME OF THEIR PREPARATION AS DETERMINED BY THE LOCAL AUTHORITIES IN ACCORDANCE WITH THE PROVISIONS OF THE LATEST EDITION OF THE FLORIDA BUILDING CODE.



Nov 30, 2020

THIS SEAL HAS BEEN ELECTRONICALLY SIGNED AND SEALED BY GONZALO A. PAZ, P.E. ON THE DATE ADJACENT TO THE SEAL.  
PRINTED COPIES OF THIS DOCUMENT ARE NOT CONSIDERED SIGNED AND SEALED AND THE SIGNATURE MUST BE VERIFIED ON ANY ELECTRONIC COPIES.

GONZALO PAZ, P.E. LIC No. PE60734

Prepared By: JM

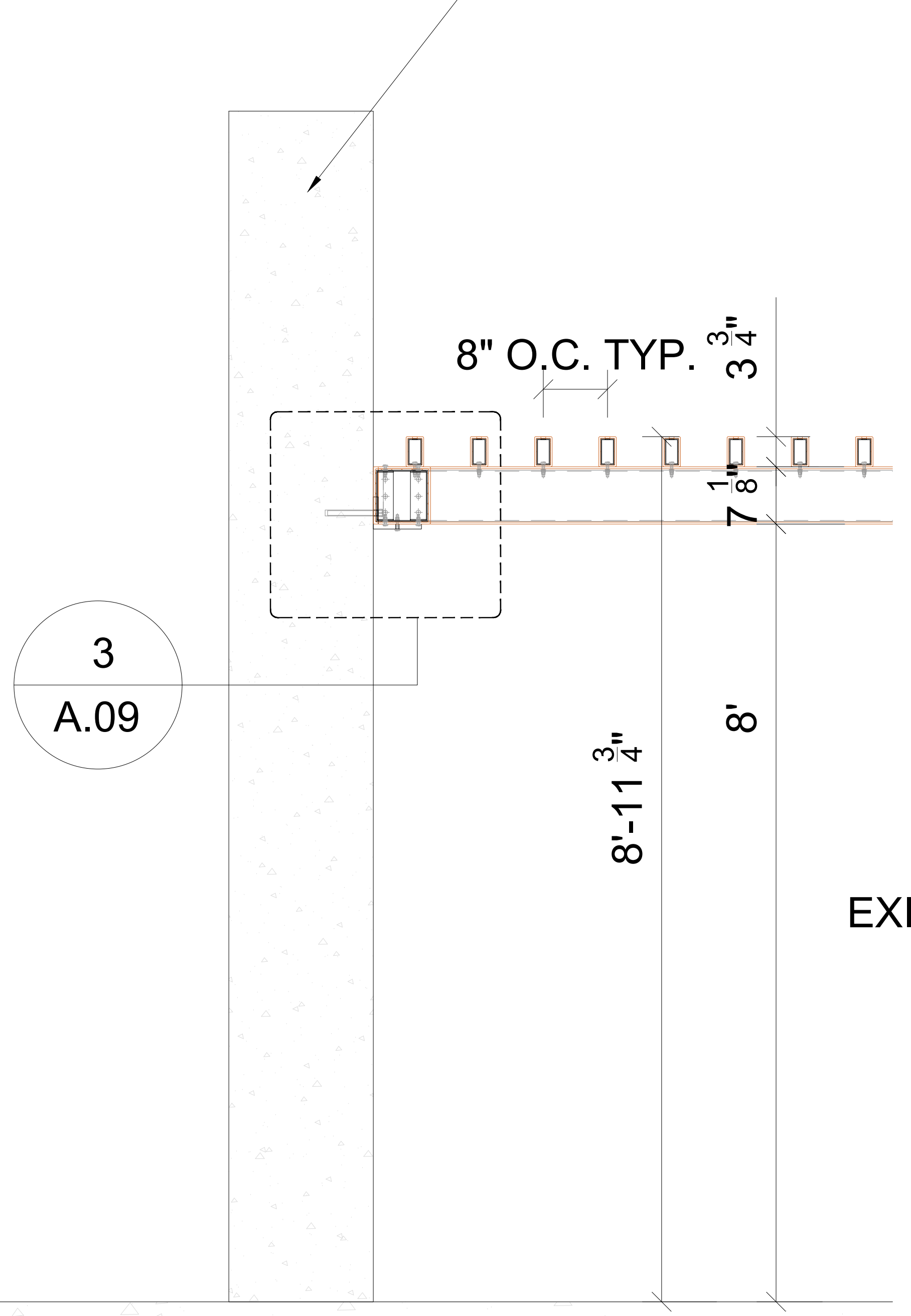
AS SHOWN  
SCALE

A.08  
SHEET 08

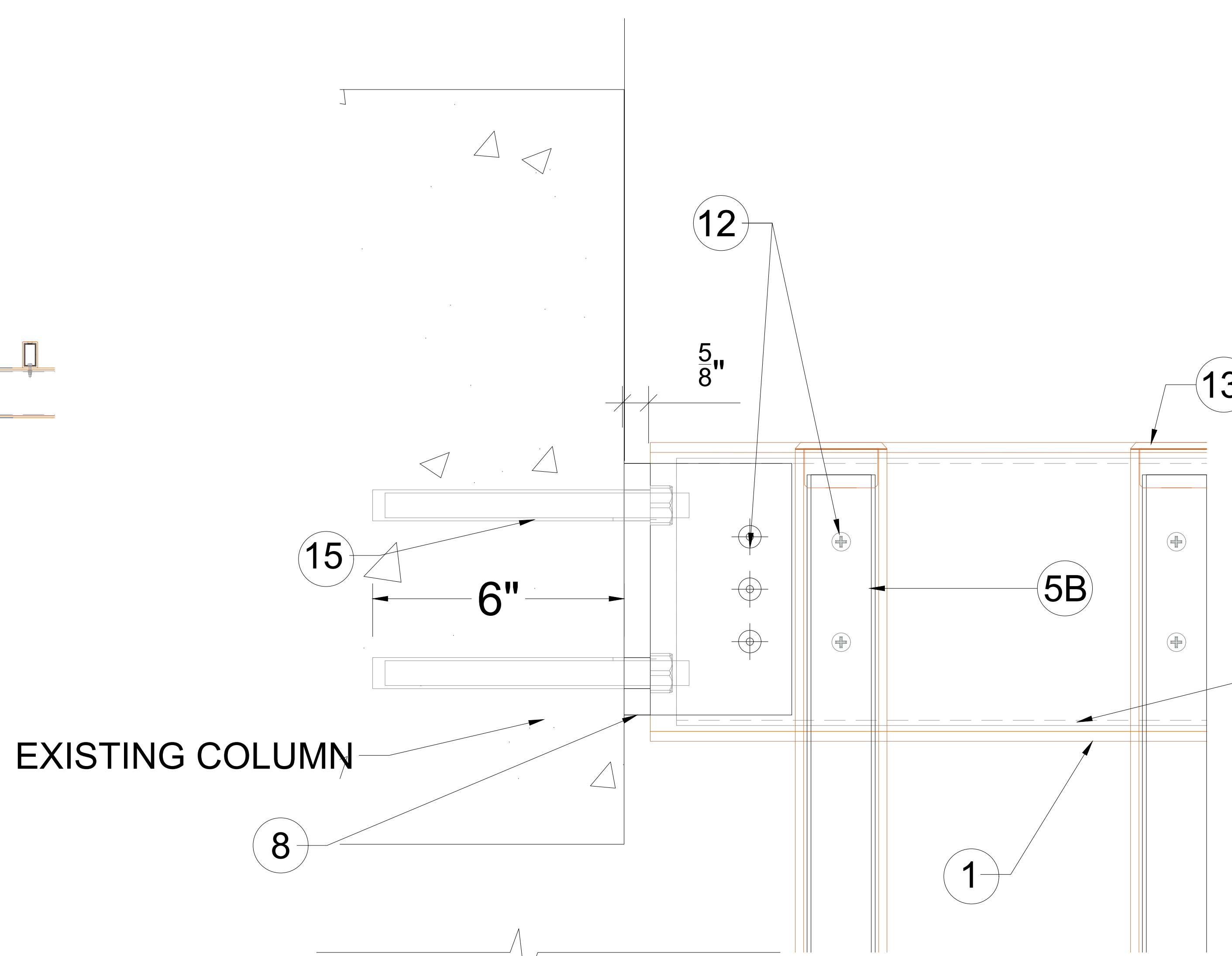


2  
A.09

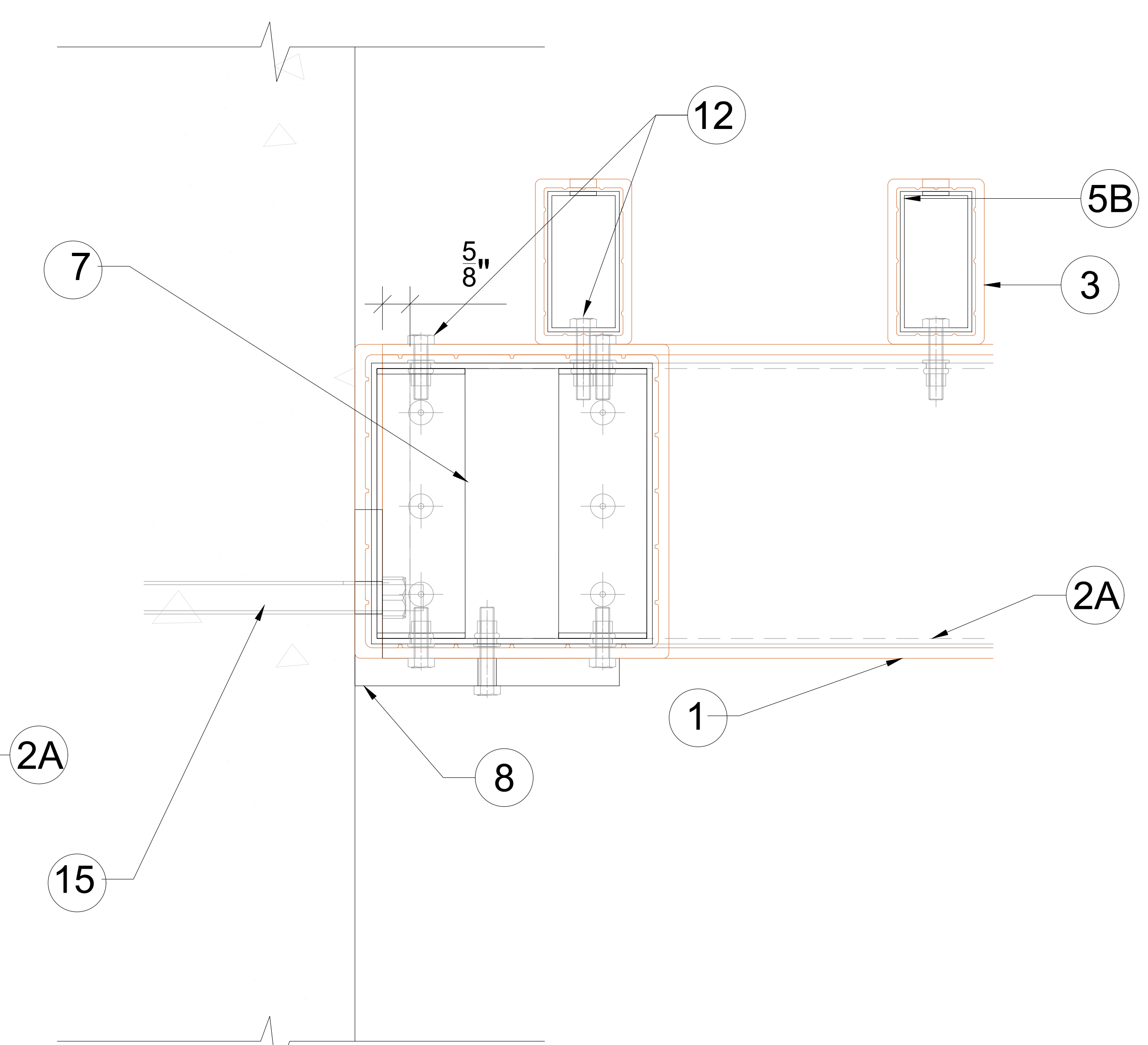
EXISTING COLUMN



3  
A.09



2 - BEAM TO COLUMN DETAIL PLAN  
Scale: 6" = 1' 0"



3 - BEAM TO COLUMN DETAIL SECTION  
Scale: 6" = 1' 0"

1 - TRELLIS TO EXISTING COLUMN  
Scale: 1" = 1' 0"

A.09 - SECTIONS DETAILS - WOODN TZ180180 BEAM & POST, TZ9555

Scale: As Indicated

**FLS**  
DESIGN INFORMATION  
Aesthetic Architectural Finishes

Formative Linear Systems  
2080 NW 135th Ave  
Miami, FL 33182  
Office: 786.264.1044  
www.buildfls.com

Date:	Revision No:	Description:
07/10/2020	00	
07/20/2020	01	
07/22/2020	02	
08/04/2020	03	
09/17/2020	04	
11/18/2020	05	

**Eastern Engineering Group**  
3401 NW 82nd Avenue, Suite 370  
Miami, FL 33122  
info@easterneg.com  
www.easterneg.com

TO THE BEST OF THE ENGINEER'S KNOWLEDGE, THE PLANS AND SPECIFICATIONS COMPLY WITH THE APPLICABLE MINIMUM BUILDING CODES FOR STRUCTURAL REQUIREMENTS AT THE TIME OF THEIR PREPARATION AS DETERMINED BY THE LOCAL AUTHORITIES IN ACCORDANCE WITH THE PROVISIONS OF THE LATEST EDITION OF THE FLORIDA BUILDING CODE.

**GONZALO A. PAZ**  
LICENSE  
No 60734  
Nov 30, 2020  
STATE OF FLORIDA  
PROFESSIONAL ENGINEER

THESE PLANS HAVE BEEN INSTALLED, SIGNED AND SEALED BY GONZALO A. PAZ, P.E. ON THE DATED AGREEMENT TO THE ORIGINAL.

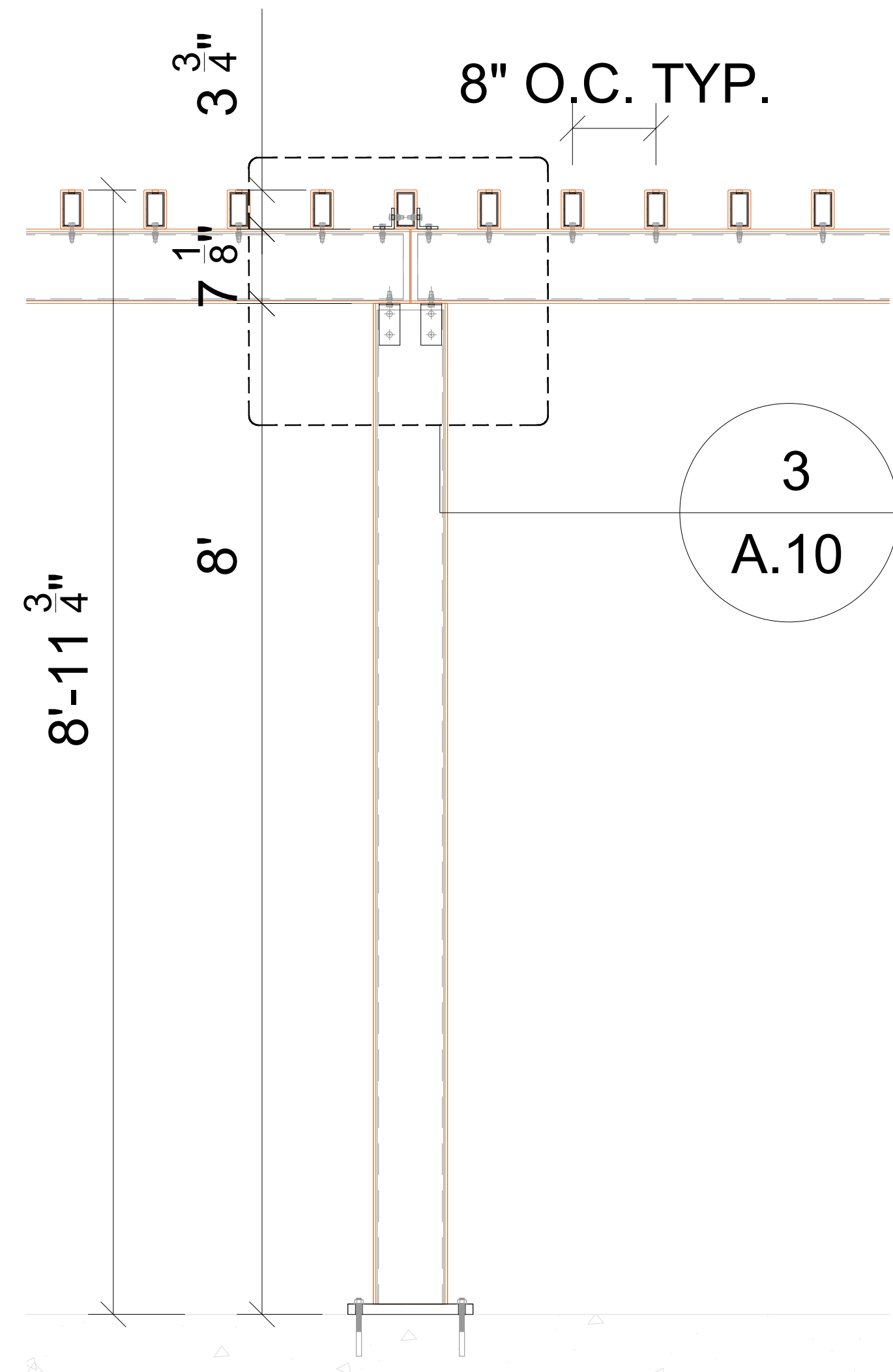
PRINTED COPIES OF THIS DOCUMENT ARE NOT CONSIDERED SEALED AND SEALED AND THE SIGNATURE MUST BE VERIFIED ON ANY ELECTRONIC COPIES.

GONZALO PAZ, P.E. LIC No. PE60734

Prepared By: JM

AS SHOWN SCALE A.09 SHEET 09



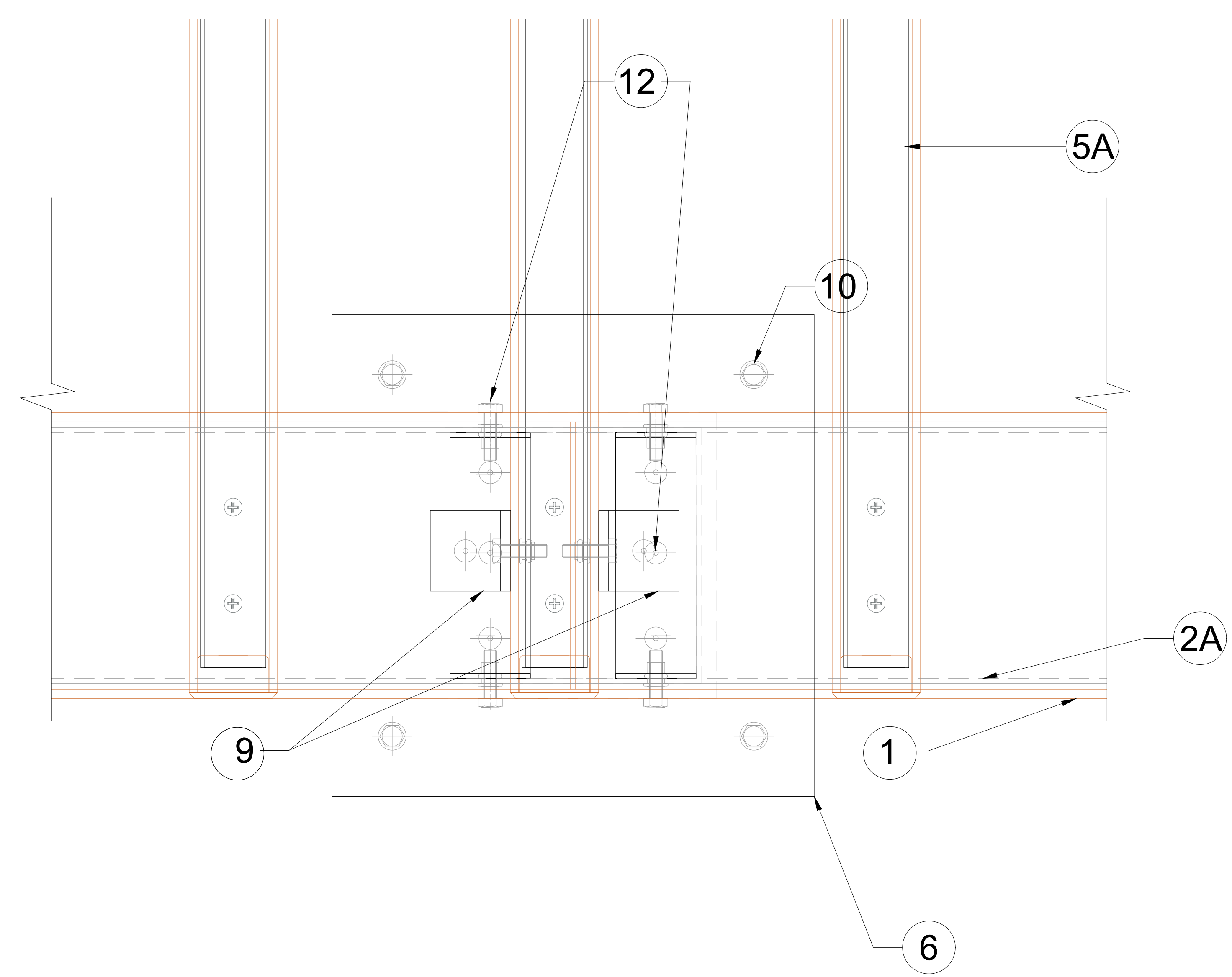


1 - TRELIS CONNECTION

Scale: 1" = 1' 0"

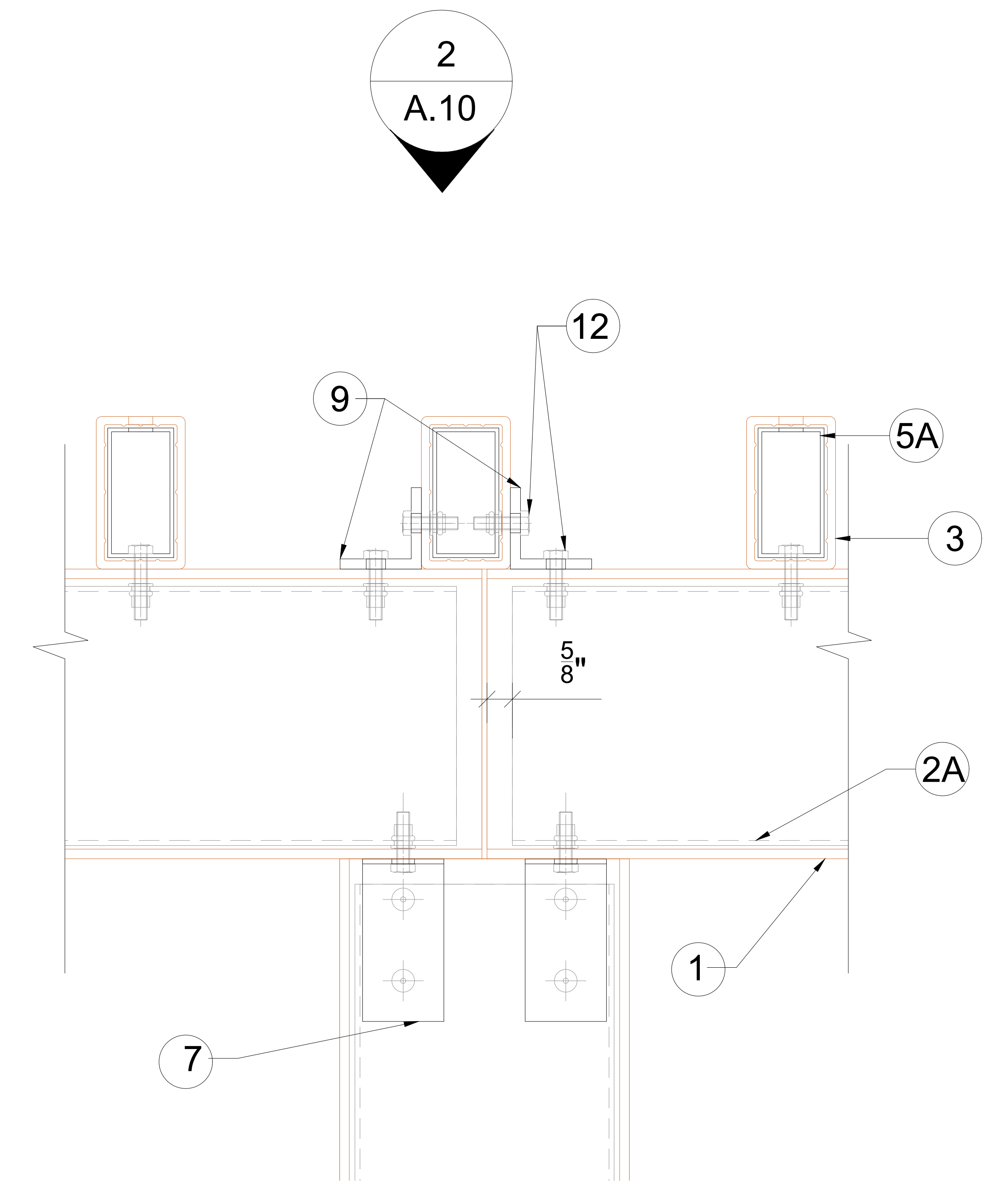
A.10 - SECTIONS DETAILS - WOODN TZ180180 BEAM & POST, TZ9555

Scale: As Indicated



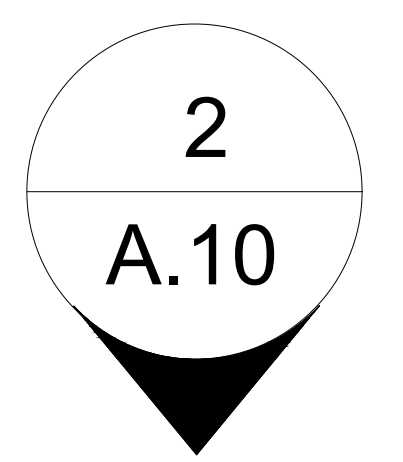
2 - TRELIS CONNECTION DETAIL PLAN

Scale: 6" = 1' 0"



3 - TRELIS CONNECTION DETAIL SECTION

Scale: 6" = 1' 0"



**FLS**  
DESIGN INFORMATION  
Aesthetic Architectural Finishes

Formative Linear Systems  
2080 NW 135th Ave  
Miami, FL 33182  
Office: 786.264.1044  
www.buildfls.com

Date:	Revision No:	Description:
07/10/2020	00	
07/20/2020	01	
07/22/2020	02	
08/04/2020	03	
09/17/2020	04	
11/18/2020	05	

**Eastern Engineering Group**  
3401 NW 82nd Avenue, Suite 370  
Miami, FL 33122  
info@easterneg.com  
www.easterneg.com

TO THE BEST OF THE ENGINEER'S KNOWLEDGE, THE PLANS AND SPECIFICATIONS COMPLY WITH THE APPLICABLE MINIMUM BUILDING CODES FOR STRUCTURAL REQUIREMENTS AT THE TIME OF THEIR PREPARATION AS DETERMINED BY THE LOCAL AUTHORITIES IN ACCORDANCE WITH THE PROVISIONS OF THE LATEST EDITION OF THE FLORIDA BUILDING CODE.

**GONZALO A. PAZ**  
LICENSE  
No 60734  
Nov 30, 2020  
STATE OF FLORIDA  
PROFESSIONAL ENGINEER

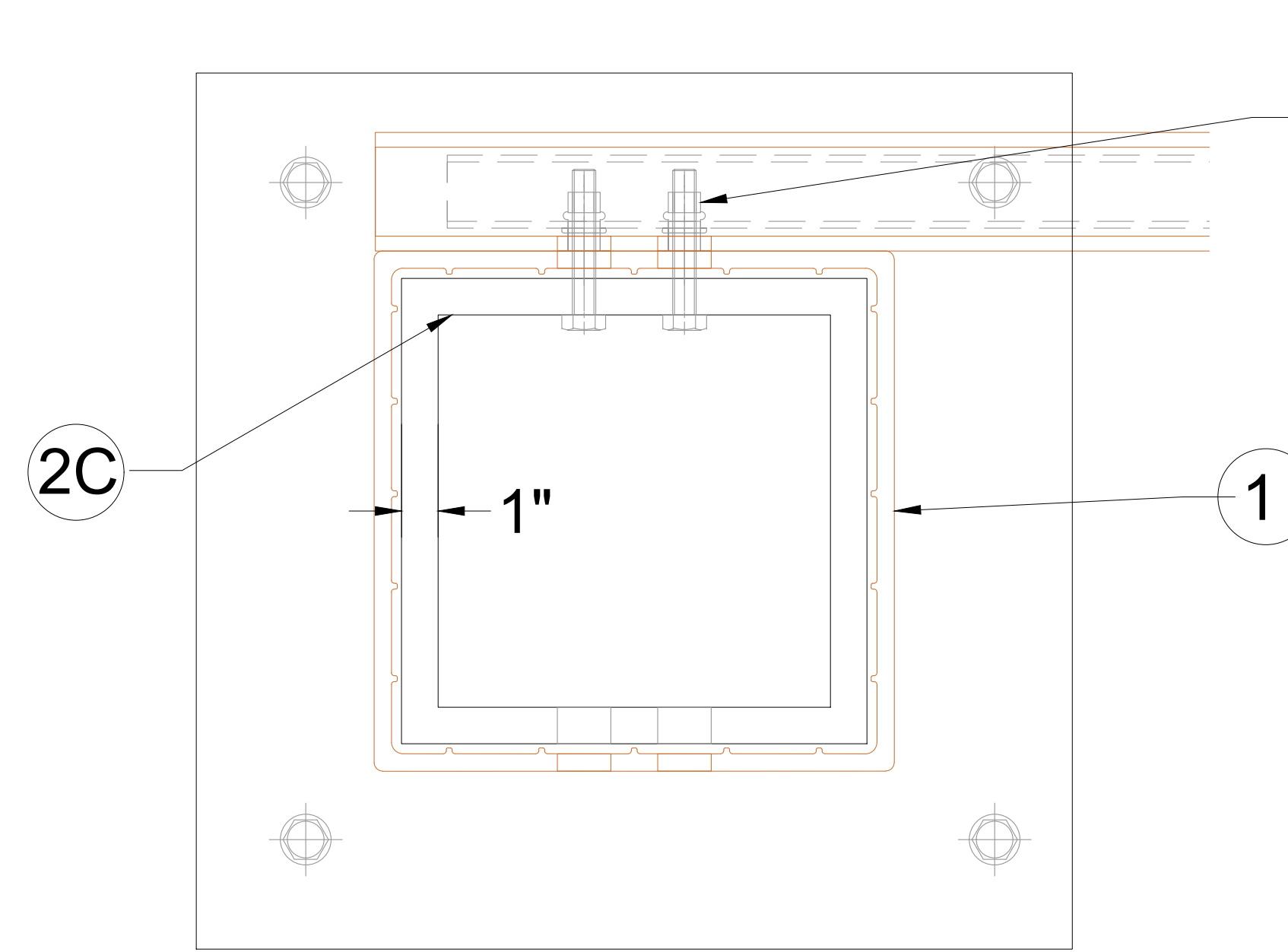
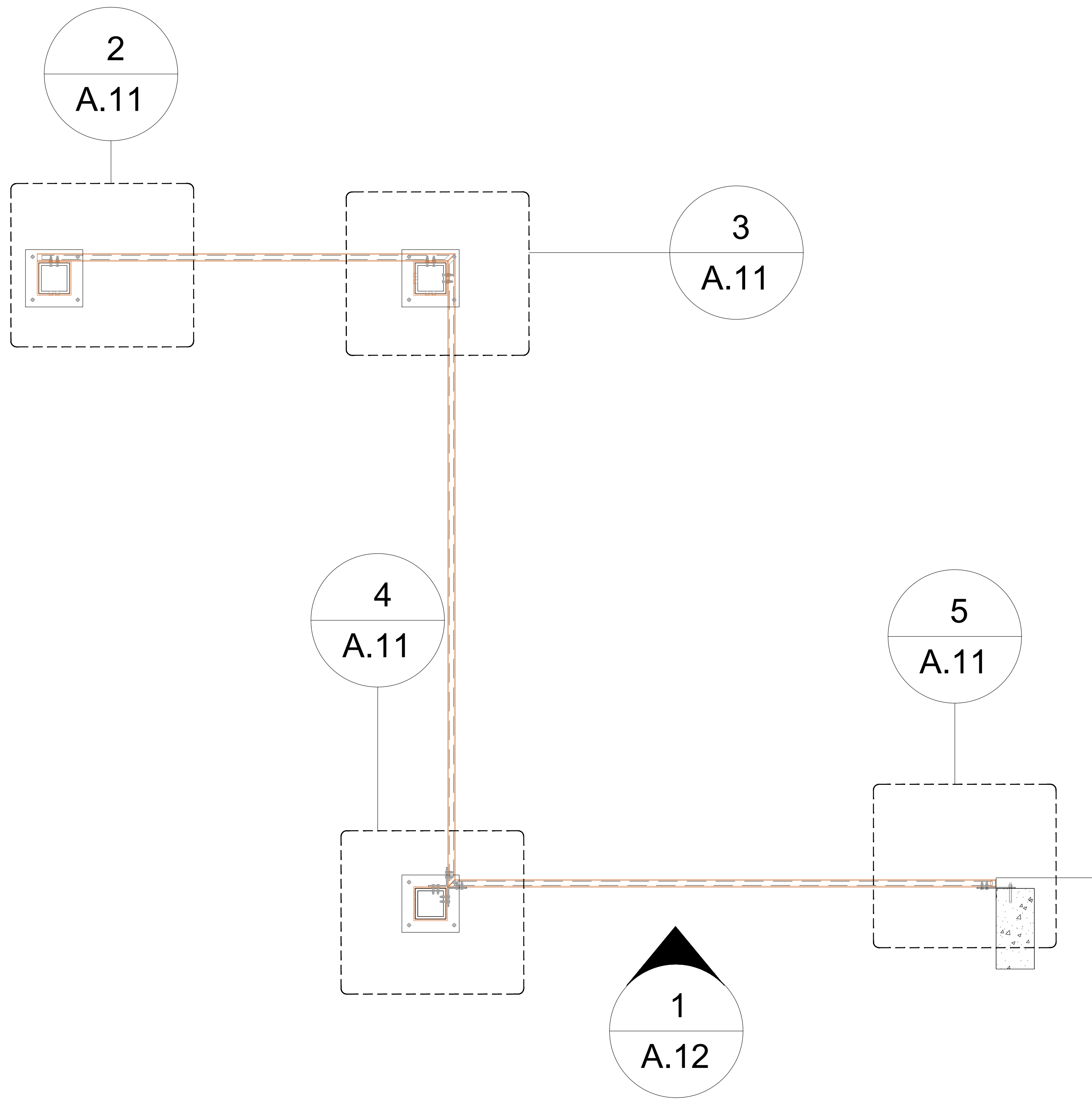
THIS ITEM HAS BEEN ELECTRONICALLY SIGNED AND SEALED BY GONZALO A. PAZ, PE ON THE DATE ADJACENT TO THE SEAL.  
PRINTED COPIES OF THIS DOCUMENT ARE NOT CONSIDERED SIGNED AND SEALED AND THE SIGNATURE MUST BE VERIFIED ON ANY ELECTRONIC COPY.

GONZALO PAZ, P.E. LIC No. PE60734

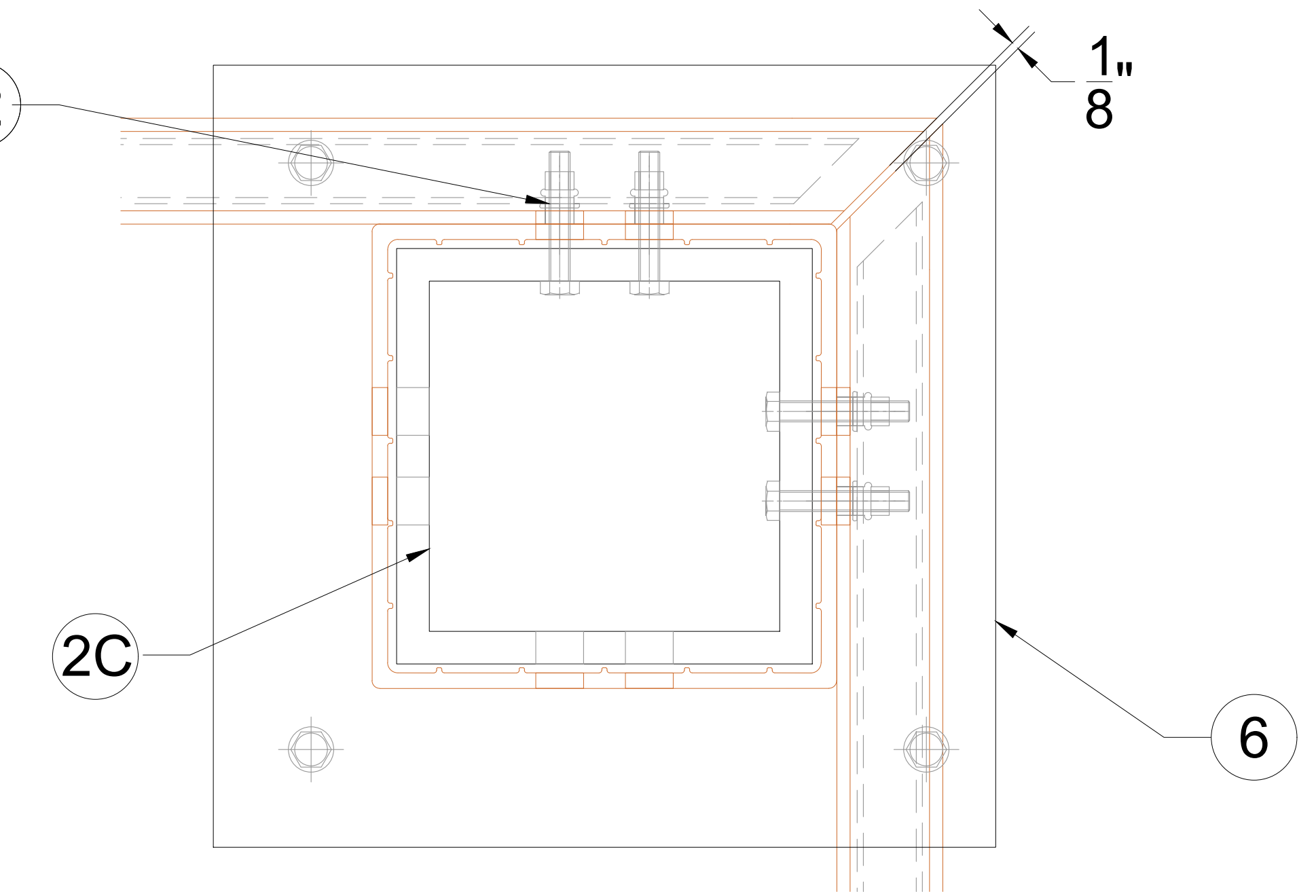
Prepared By: JM

AS SHOWN SCALE A.10 SHEET 10

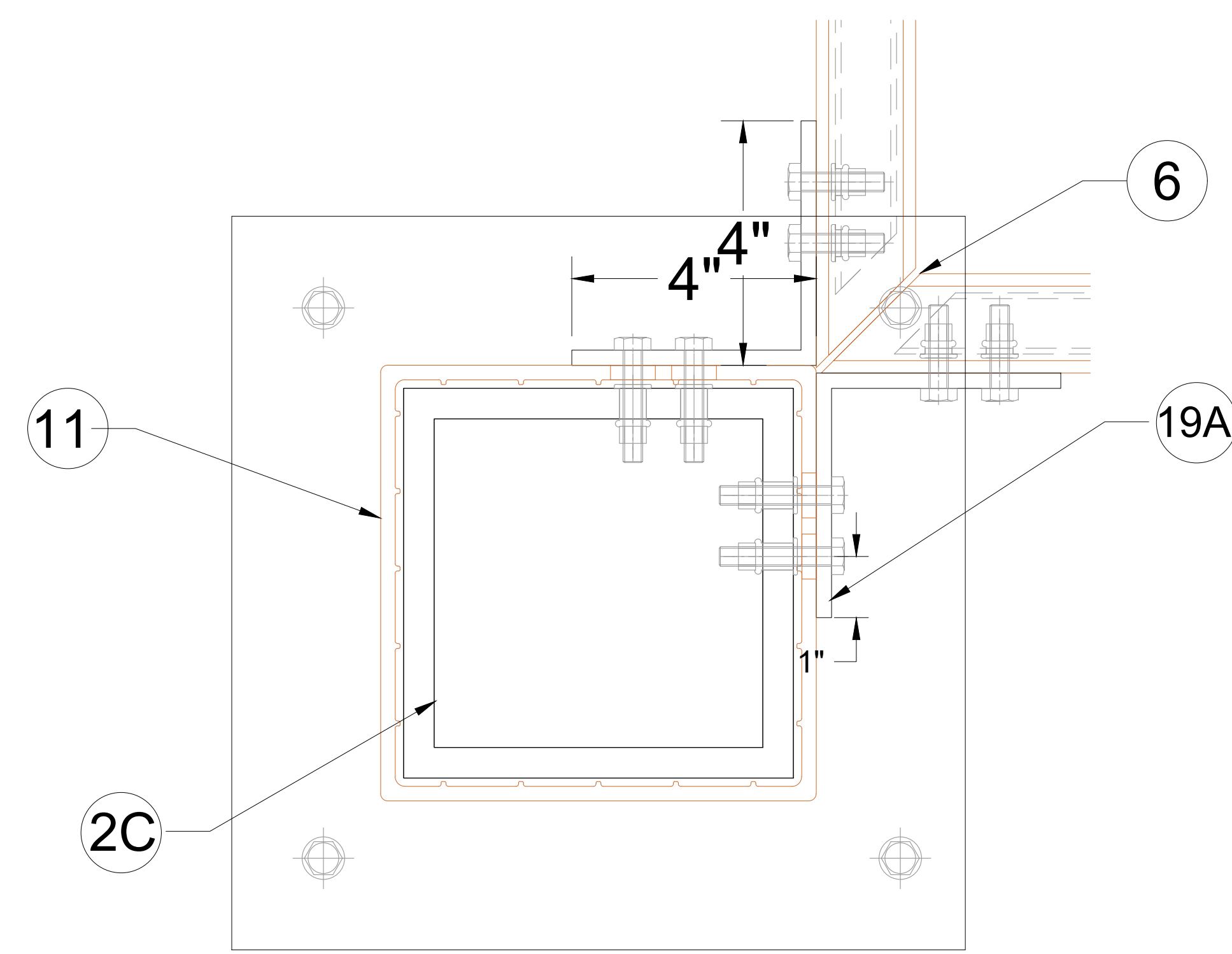




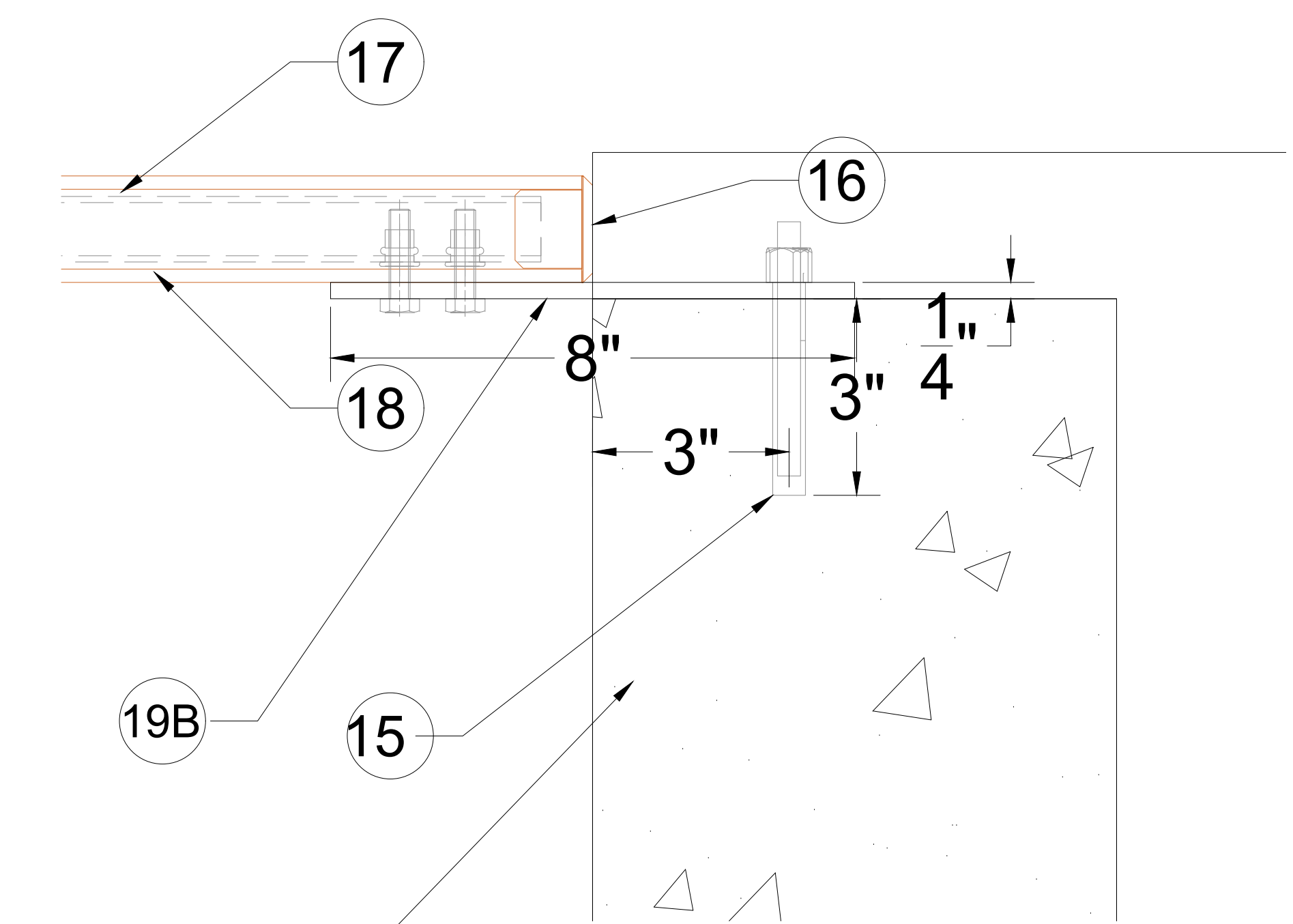
**2 - FENCE PLAN DETAIL**  
Scale: 6" = 1' 0"



**3 - FENCE PLAN DETAIL**  
Scale: 6" = 1' 0"



**4 - FENCE PLAN DETAIL**  
Scale: 6" = 1' 0"



**5 - FENCE PLAN DETAIL**  
Scale: 6" = 1' 0"

CONCRETE COLUMN BY OTHER

**1 - NORTH FENCE PLAN**  
Scale: 3/4" = 1' 0"

**A.11 - NORTH FENCE PLAN & DETAILS - WOODN TZ180180 POST, JF7040\_50X25**

Scale: As Indicated



Formative Linear Systems  
2080 NW 135th Ave  
Miami, FL 33182  
Office: 786.264.1044  
www.buildfls.com

Date:	Revision No:	Description:
07/10/2020	00	
07/20/2020	01	
07/22/2020	02	
08/04/2020	03	
09/17/2020	04	
11/18/2020	05	

**Eastern Engineering Group**  
3401 NW 82nd Avenue, Suite 370  
Miami, FL 33122  
info@easterneg.com  
www.easterneg.com

TO THE BEST OF THE ENGINEERS' KNOWLEDGE, THE PLANS AND SPECIFICATIONS COMPLY WITH THE APPLICABLE MINIMUM BUILDING CODES FOR STRUCTURAL REQUIREMENTS AT THE TIME OF THEIR PREPARATION AS DETERMINED BY THE LOCAL AUTHORITIES IN ACCORDANCE WITH THE PROVISIONS OF THE LATEST EDITION OF THE FLORIDA BUILDING CODE.

**GONZALO PAZ, P.E.**  
No 60734  
Nov 30, 2020  
STATE OF FLORIDA  
PROFESSIONAL ENGINEER

THIS ITEM HAS BEEN DIGITALLY SIGNED AND SEALED BY GONZALO A. PAZ, P.E. ON THE DATE ADJACENT TO THE SIGN.

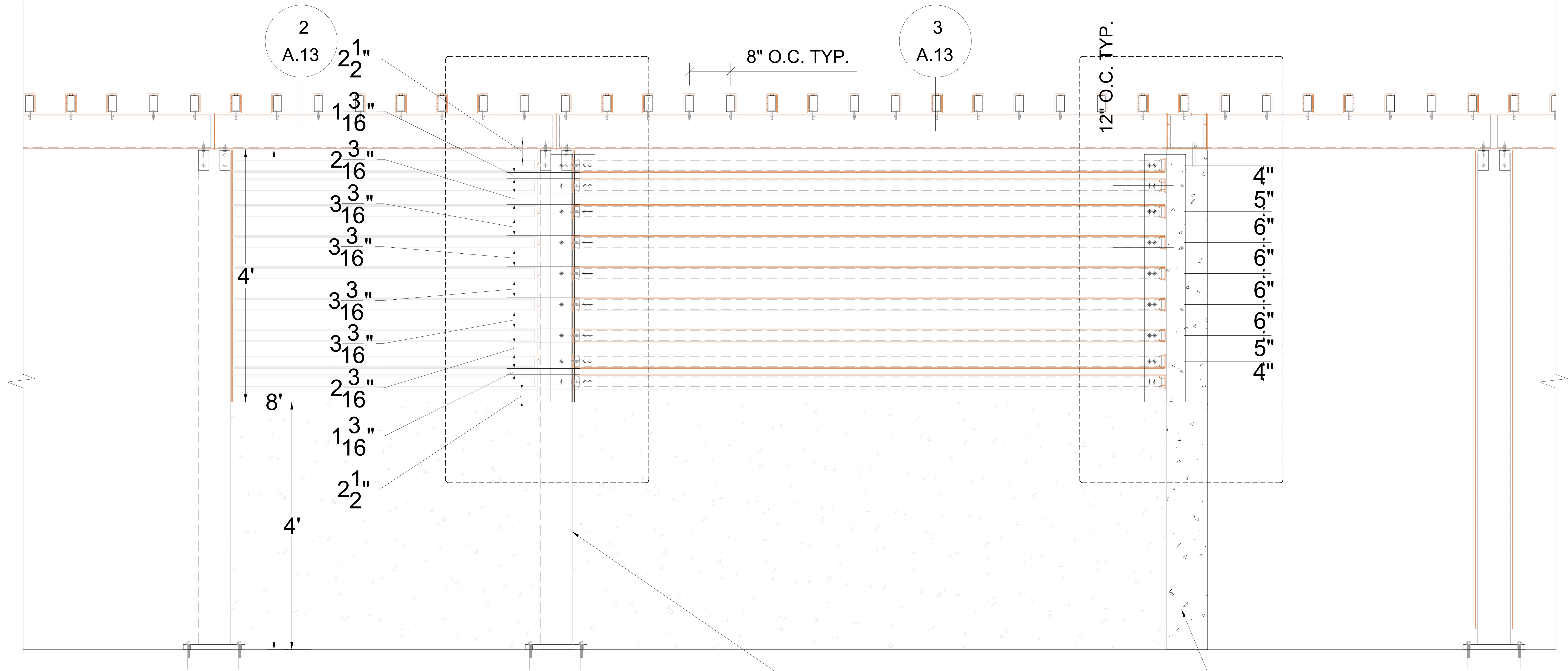
PRINTED COPIES OF THIS DOCUMENT ARE NOT CONSIDERED ISSUED AND SEALED AND THE SIGNATURE MUST BE VERIFIED ON ANY ELECTRONIC COPIES.

GONZALO PAZ, P.E. LIC No. PE60734

Prepared By: JM

**AS SHOWN SCALE**      **A.11 SHEET 11**





POST TO BE EMBEDDED IN 4' HEIGHT (WALL & INSTALLED BY OTHERS)

CONCRETE COLUMN (BY OTHER)

1 - NORTH FENCE ELEVATION

Scale: 1-1/2" = 1' 0"

A.12 - NORTH FENCE ELEVATION - WOODN TZ180180 POST, JF7040\_50X25

Scale: As Indicated

**FLS**  
 DESIGN INFORMATION  
 Aesthetic Architectural Finishes

Formative Linear Systems  
 2080 NW 135th Ave  
 Miami, FL 33182  
 Office: 786.264.1044  
 www.buildfls.com

Date:	Revision No:	Description:
07/10/2020	00	
07/20/2020	01	
07/22/2020	02	
08/04/2020	03	
09/17/2020	04	
11/18/2020	05	

**Eastern Engineering Group**  
 3401 NW 82nd Avenue, Suite 370  
 Miami, FL 33122  
 info@easterneg.com  
 www.easterneg.com

TO THE BEST OF THE ENGINEER'S KNOWLEDGE, THE PLANS AND SPECIFICATIONS COMPLY WITH THE APPLICABLE MINIMUM BUILDING CODES FOR STRUCTURAL REQUIREMENTS AT THE TIME OF THEIR PREPARATION AS DETERMINED BY THE LOCAL AUTHORITIES IN ACCORDANCE WITH THE PROVISIONS OF THE LATEST EDITION OF THE FLORIDA BUILDING CODE.

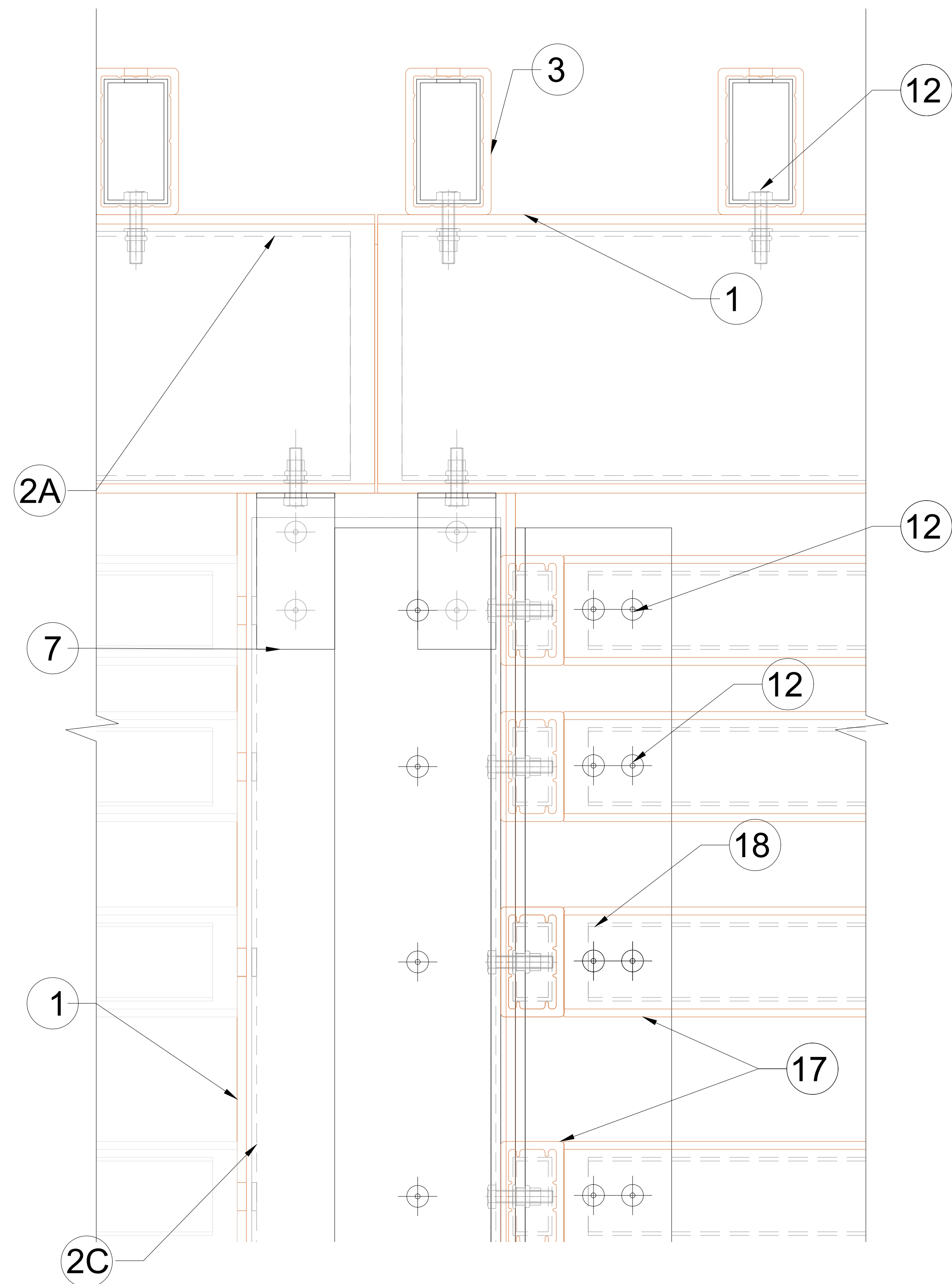
**GONZALO A. PAZ**  
 LICENSE  
 No 60734  
 Nov 30, 2020  
 STATE OF FLORIDA  
 PROFESSIONAL ENGINEER

THIS ITEM HAS BEEN DIGITALLY SIGNED AND SEALED BY GONZALO A. PAZ, P.E. ON THE DATE ADJACENT TO THE SEAL.  
 PRINTED COPIES OF THIS DOCUMENT ARE NOT CONSIDERED SIGNED AND SEALED AND THE SIGNATURE MUST BE VERIFIED IN ANY ELECTRONIC COPY.

GONZALO PAZ, P.E. LIC No. PE60734

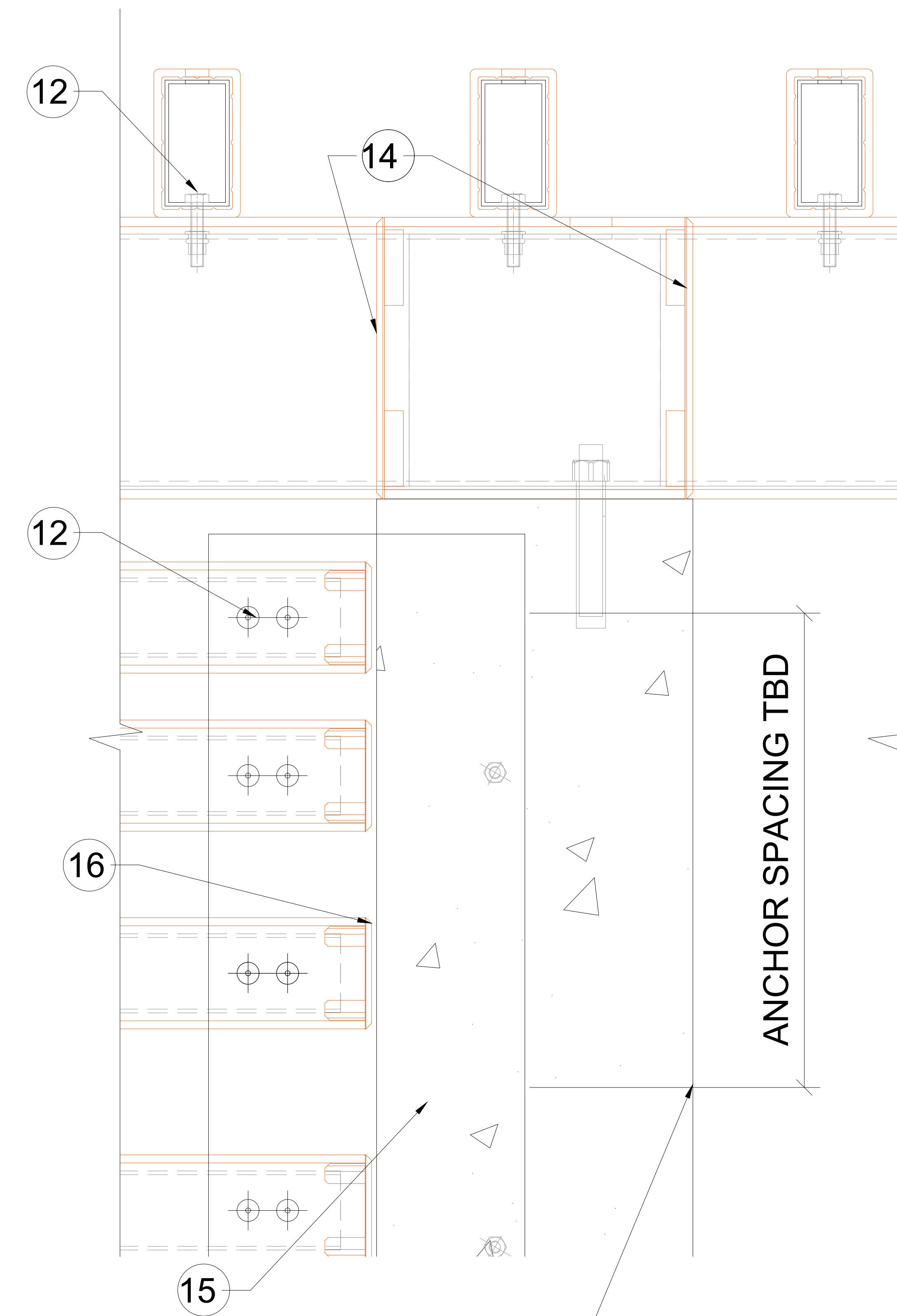
Prepared By: JM

AS SHOWN SCALE A.12 SHEET 12



2 - FENCE SECTION DETAIL

Scale: 6" = 1' 0"



3 - FENCE SECTION DETAIL

Scale: 6" = 1' 0"


A.13 - NORTH FENCE ELEVATION & DETAILS - WOODN TZ180180 POST, JF7040\_50X25

Scale: As Indicated




Formative Linear Systems  
 2080 NW 135th Ave  
 Miami, FL 33182  
 Office: 786.264.1044  
 www.buildfls.com

Date:	Revision No:	Description:
07/10/2020	00	
07/20/2020	01	
07/22/2020	02	
08/04/2020	03	
09/17/2020	04	
11/18/2020	05	



Eastern Engineering Group  
 3401 NW 82nd Avenue, Suite 370  
 Miami, FL 33122  
 info@easterneg.com  
 www.easterneg.com

TO THE BEST OF THE ENGINEER'S KNOWLEDGE, THE PLANS AND SPECIFICATIONS COMPLY WITH THE APPLICABLE MINIMUM BUILDING CODES FOR STRUCTURAL REQUIREMENTS AT THE TIME OF THEIR PREPARATION AS DETERMINED BY THE LOCAL AUTHORITIES IN ACCORDANCE WITH THE PROVISIONS OF THE LATEST EDITION OF THE FLORIDA BUILDING CODE.



Nov 30, 2020

PRINTED COPIES OF THIS DOCUMENT ARE NOT CONSIDERED SIGNED AND SEALED AND THE SIGNATURE MUST BE VERIFIED ON ANY ELECTRONIC COPIES.

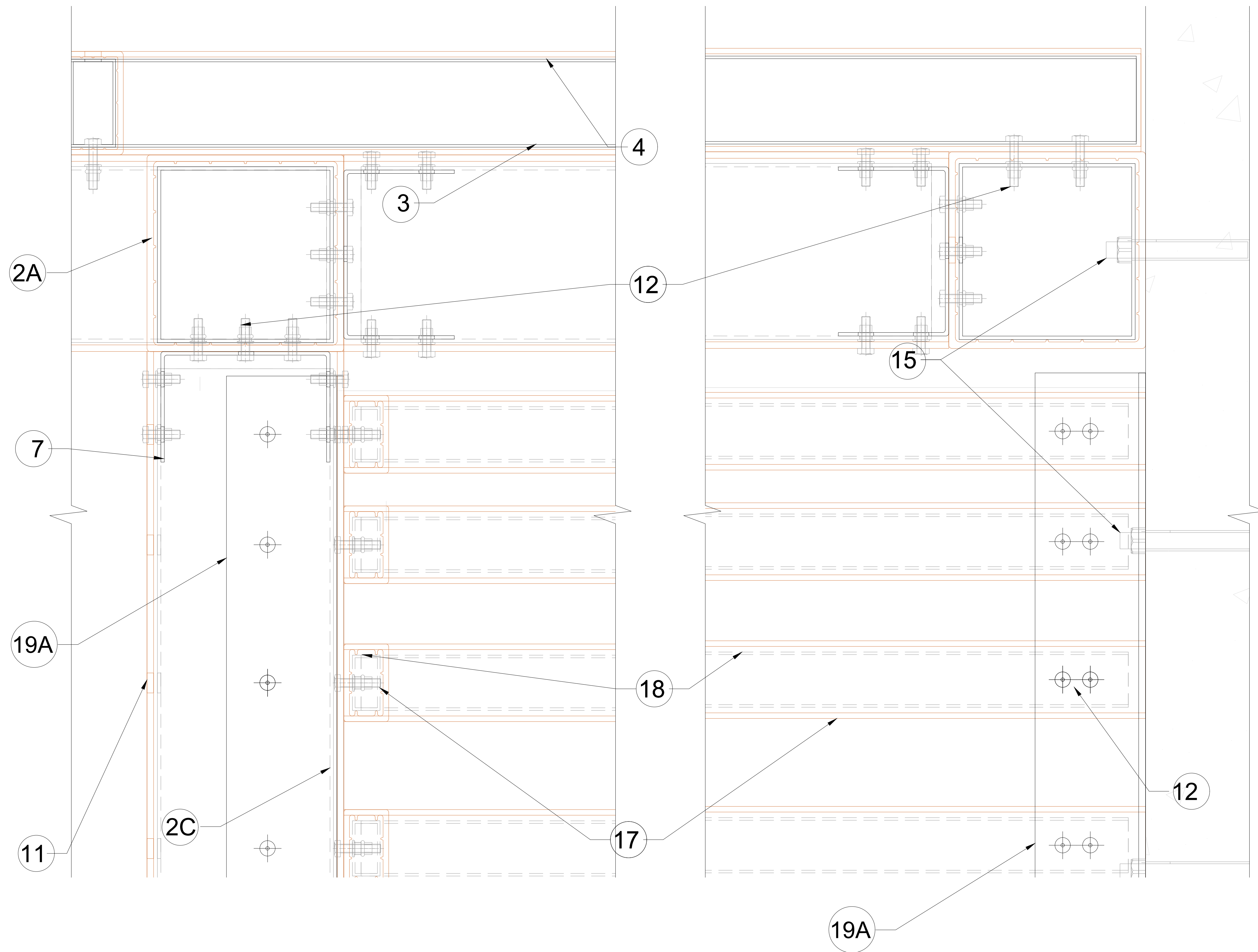
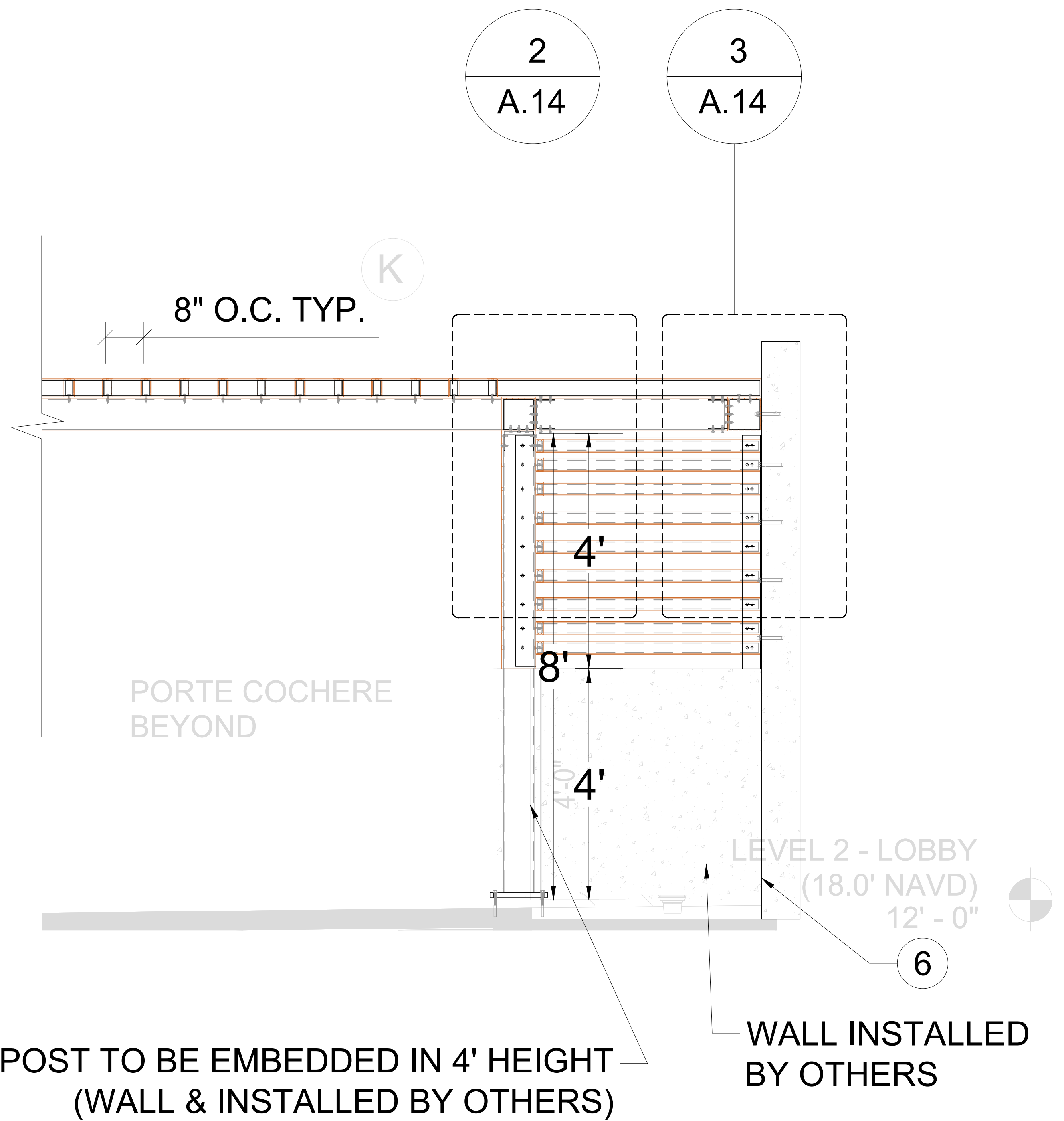
GONZALO PAZ, P.E. LIC No. PE60734

Prepared By: JM

AS SHOWN  
 SCALE

A.13  
 SHEET 13








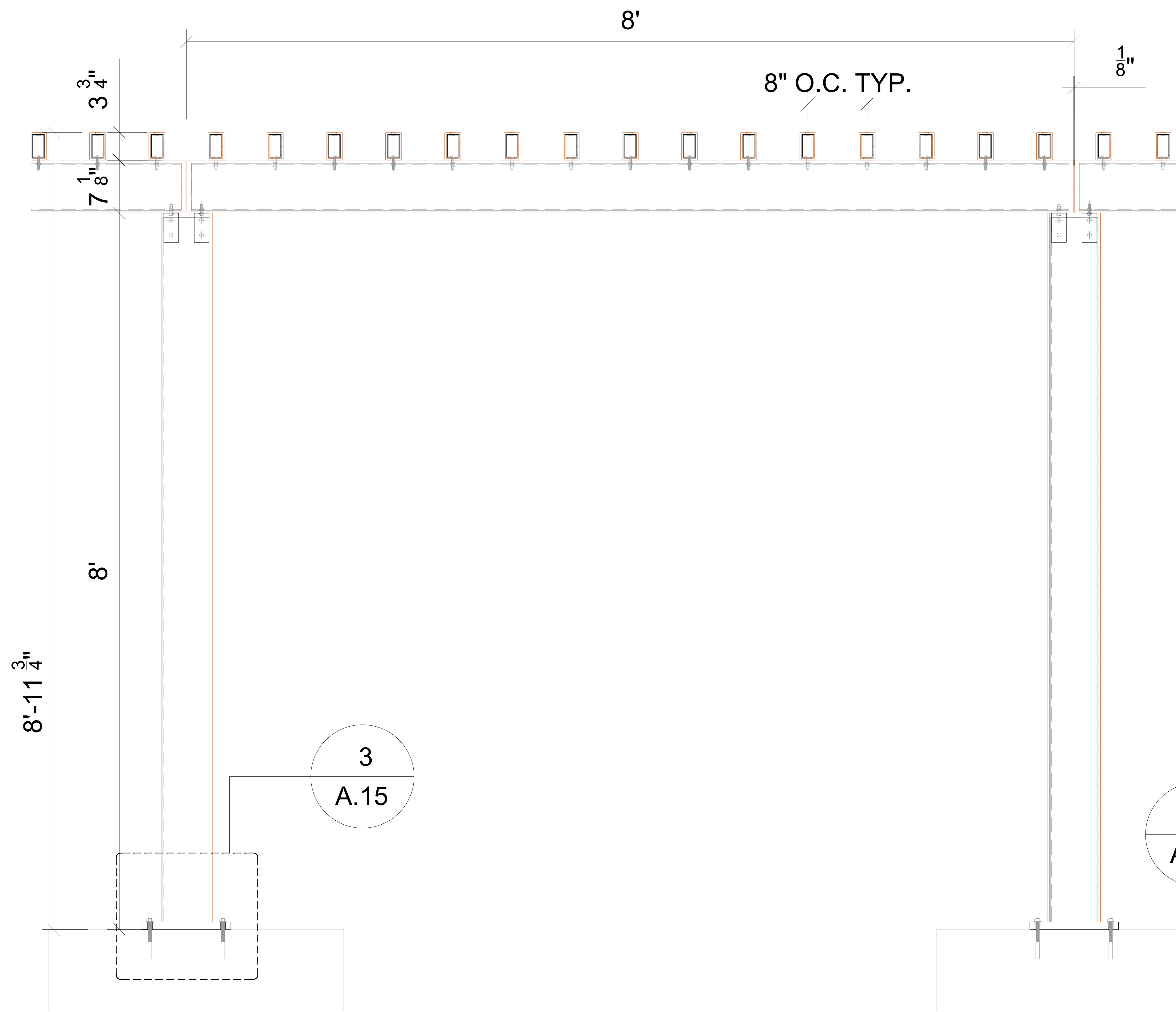
**1 - SOUTH FENCE ELEVATION**  
Scale: 3/4" = 1' 0"

**2 - FENCE SECTION DETAIL**  
Scale: 6" = 1' 0"

**3 - FENCE SECTION DETAIL**  
Scale: 6" = 1' 0"

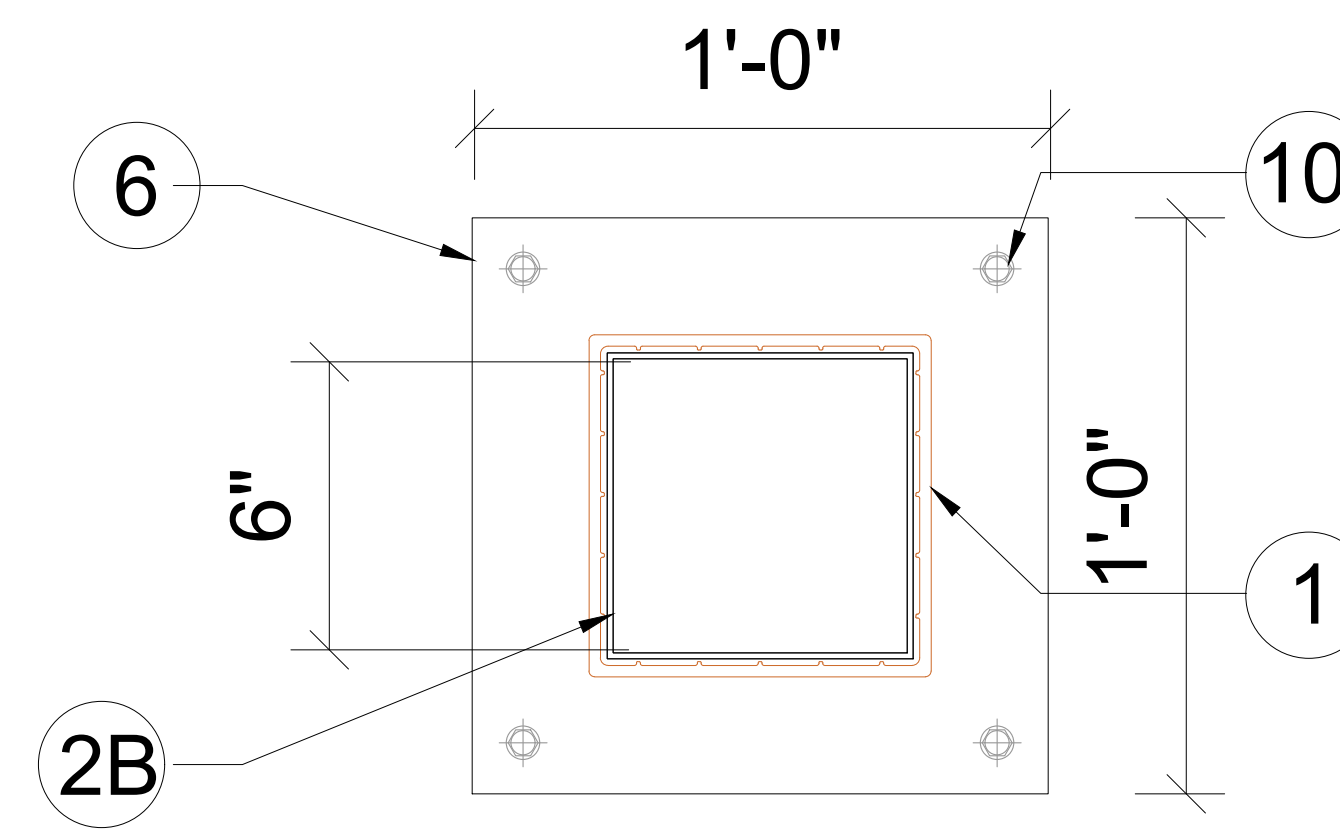
**A.14 - SOUTH FENCE ELEVATION & DETAILS - WOODN TZ180180 POST, JF7040\_50X25**  
Scale: As Indicated

 <p>Formative Linear Systems 2080 NW 135th Ave Miami, FL 33182 Office: 786.264.1044 www.buildfls.com</p>	<p>Date:</p> <table border="1"> <tr><td>07/10/2020</td><td>00</td></tr> <tr><td>07/20/2020</td><td>01</td></tr> <tr><td>07/22/2020</td><td>02</td></tr> <tr><td>08/04/2020</td><td>03</td></tr> <tr><td>09/17/2020</td><td>04</td></tr> <tr><td>11/18/2020</td><td>05</td></tr> </table>	07/10/2020	00	07/20/2020	01	07/22/2020	02	08/04/2020	03	09/17/2020	04	11/18/2020	05	<p>Revision No:</p>	<p>Description:</p>	 <p>Eastern Engineering Group 3401 NW 82nd Avenue, Suite 370 Miami, FL 33122 info@easterneg.com www.easterneg.com</p> <p>TO THE BEST OF THE ENGINEER'S KNOWLEDGE, THE PLANS AND SPECIFICATIONS COMPLY WITH THE APPLICABLE MINIMUM BUILDING CODES FOR STRUCTURAL REQUIREMENTS AT THE TIME OF THEIR PREPARATION AS DETERMINED BY THE LOCAL AUTHORITIES IN ACCORDANCE WITH THE PROVISIONS OF THE LATEST EDITION OF THE FLORIDA BUILDING CODE.</p>	 <p>Prepared By: JM</p>	<p>AS SHOWN SCALE</p>	<p>A.14 SHEET 14</p>
		07/10/2020	00																
07/20/2020	01																		
07/22/2020	02																		
08/04/2020	03																		
09/17/2020	04																		
11/18/2020	05																		
<p> <input type="checkbox"/> GONZALO PAZ, P.E. LIC No. PE60734         </p>																			



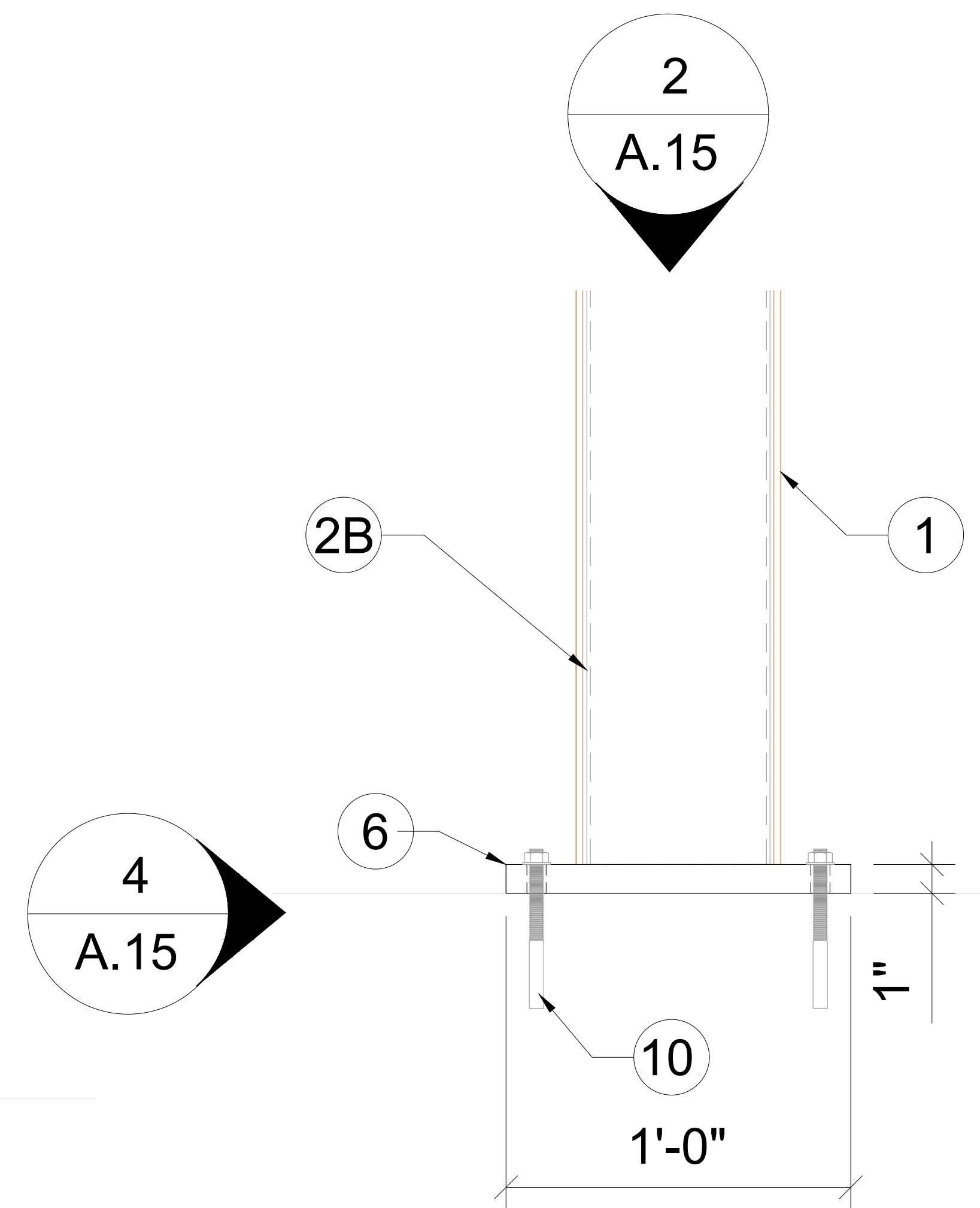
1 - TYP. TRELLIS INSTALLATION

Scale: 1'-1/2" = 1' 0"



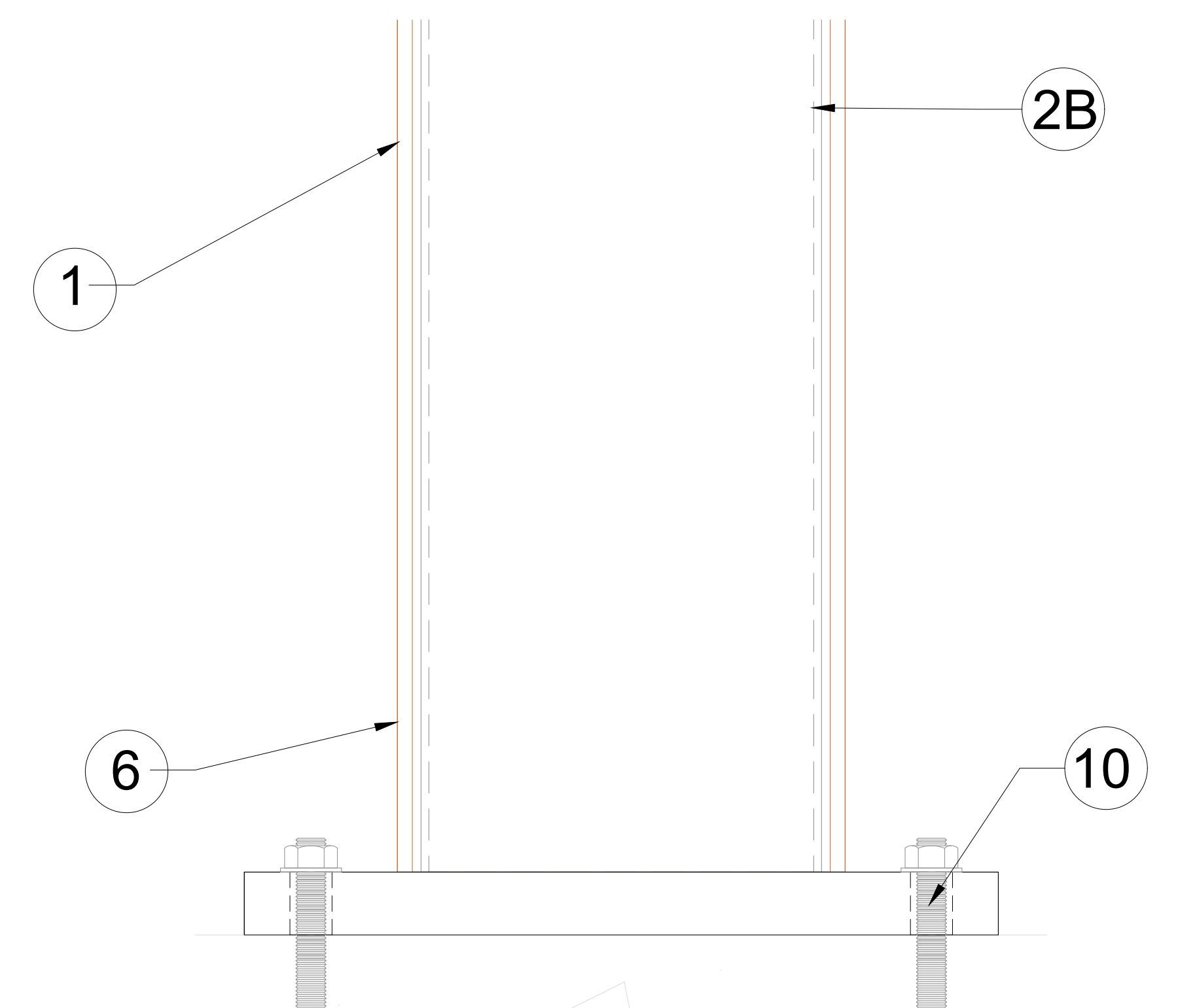
2 - TYP. POST PLAN

Scale: 3" = 1' 0"



3 - TYP. POST SECTION

Scale: 3" = 1' 0"



4 - TYP. POST SECTION

Scale: 6" = 1' 0"

A.15 - TYPICAL INSTALLATION - WOODN TZ180180 BEAM & POST, TZ9555

Scale: As Indicated



Formative Linear Systems  
2080 NW 135th Ave  
Miami, FL 33182  
Office: 786.264.1044  
www.buildfls.com

Date:	Revision No:	Description:
07/10/2020	00	
07/20/2020	01	
07/22/2020	02	
08/04/2020	03	
09/17/2020	04	
11/18/2020	05	

**Eastern Engineering Group**  
3401 NW 82nd Avenue, Suite 370  
Miami, FL 33122  
info@easterneg.com  
www.easterneg.com

TO THE BEST OF THE ENGINEER'S KNOWLEDGE, THE PLANS AND SPECIFICATIONS COMPLY WITH THE APPLICABLE MINIMUM BUILDING CODES FOR STRUCTURAL REQUIREMENTS AT THE TIME OF THEIR PREPARATION AS DETERMINED BY THE LOCAL AUTHORITIES IN ACCORDANCE WITH THE PROVISIONS OF THE LATEST EDITION OF THE FLORIDA BUILDING CODE.

**GONZALO PAZ, P.E.**  
LICENSE  
No 60734  
STATE OF FLORIDA  
PROFESSIONAL ENGINEER

Nov 30, 2020

THIS PLAN HAS BEEN DIGITALLY SIGNED AND SEALED BY GONZALO A. PAZ, P.E. ON THE DATE ADJACENT TO THE SEAL.

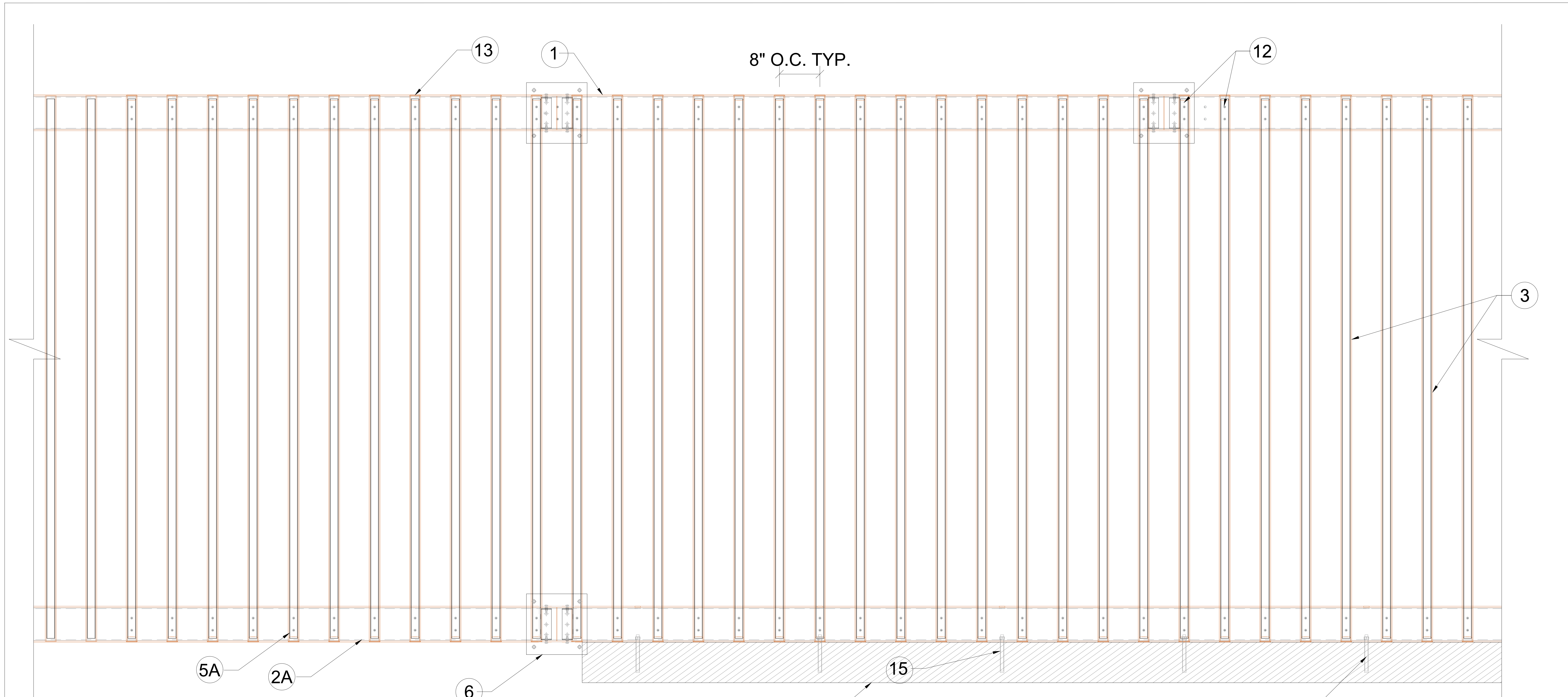
PRINTED COPIES OF THIS DOCUMENT ARE NOT CONSIDERED SIGNED AND SEALED AND THE SIGNATURE MUST BE VERIFIED ON ANY ELECTRONIC COPIES.

GONZALO PAZ, P.E., LIC No. PE60734

Prepared By: JM

AS SHOWN SCALE A.15 SHEET 15





**1 - TYP. TRELLIS INSTALLATION PLAN**

Scale: 1 1/2" = 1' 0"

**A.16 - TYPICAL INSTALLATION PLAN - WOODN TZ180180 BEAM & POST, TZ9555**

Scale: As Indicated


WALL

ANCHOR SPACING 36". FIRST ANCHOR @6" FROM CONCRETE EDGE




Formative Linear Systems  
2080 NW 135th Ave  
Miami, FL 33182  
Office: 786.264.1044  
www.buildfls.com

Date:	Revision No:	Description:
07/10/2020	00	
07/20/2020	01	
07/22/2020	02	
08/04/2020	03	
09/17/2020	04	
11/18/2020	05	



**Eastern Engineering Group**  
3401 NW 82nd Avenue, Suite 370  
Miami, FL 33122  
info@easterneg.com  
www.easterneg.com

TO THE BEST OF THE ENGINEER'S KNOWLEDGE, THE PLANS AND SPECIFICATIONS COMPLY WITH THE APPLICABLE MINIMUM BUILDING CODES FOR STRUCTURAL REQUIREMENTS AT THE TIME OF THEIR PREPARATION AS DETERMINED BY THE LOCAL AUTHORITIES IN ACCORDANCE WITH THE PROVISIONS OF THE LATEST EDITION OF THE FLORIDA BUILDING CODE.



Nov 30, 2020

THESE PLANS HAVE BEEN DIGITALLY SIGNED AND SEALED BY GONZALO A. PAZ, P.E. ON THE DATE INDICATED TO THE SEAL.

PRINTED COPIES OF THIS DOCUMENT ARE NOT CONSIDERED SIGNED AND SEALED AND THE SIGNATURE MUST BE VERIFIED ON ANY ELECTRONIC COPIES.

GONZALO PAZ, P.E. LIC No. PE60734

Prepared By: JM

**AS SHOWN**  
SCALE

**A.16**  
SHEET 16